

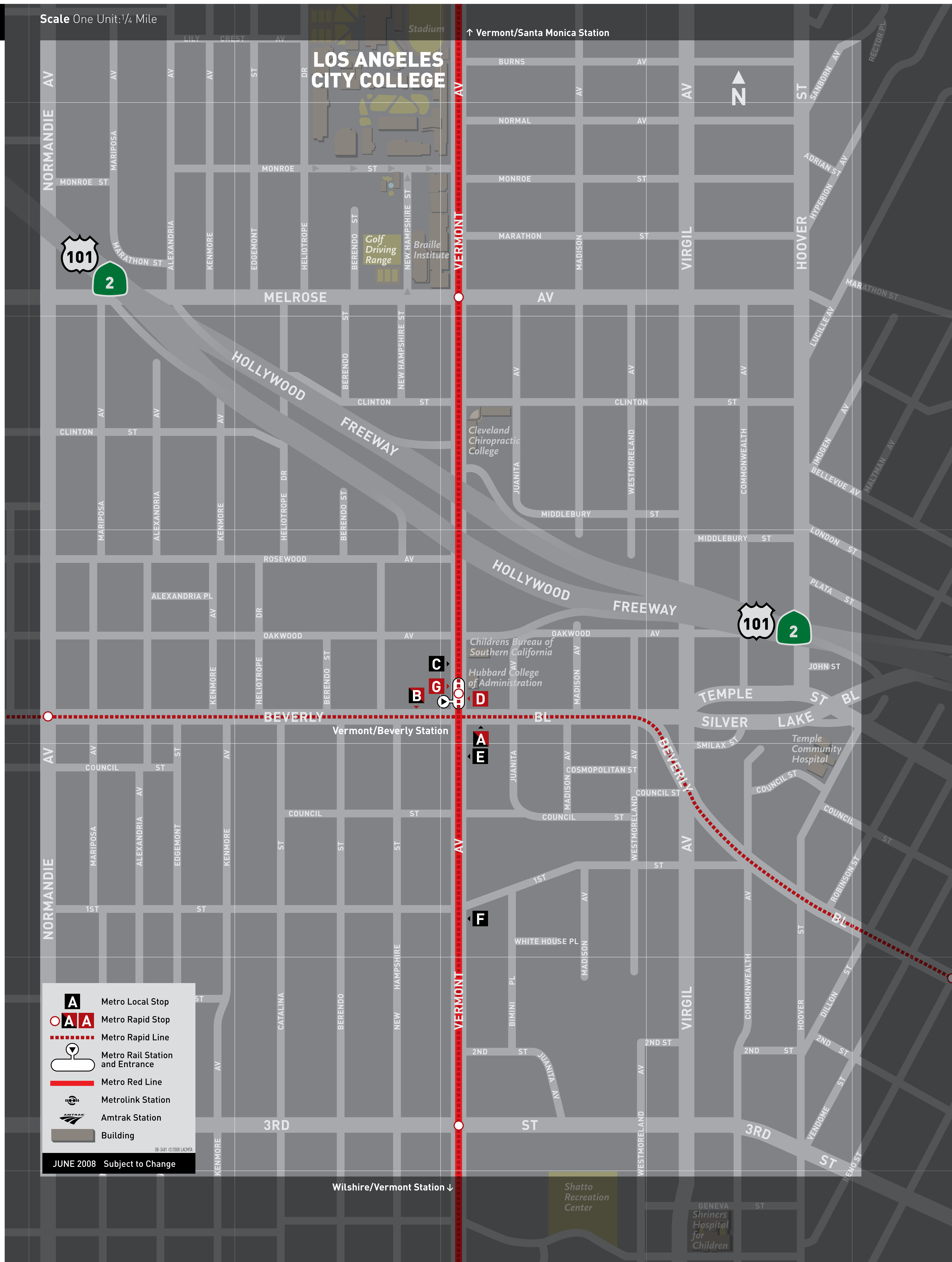


Vermont/Beverly Connections

| Destinations | Lines | Stops |
|--|---|------------|
| Beverly Bl - Eastbound | 14, 714 | A |
| Beverly Bl - Westbound | 14, 714 | B |
| Beverly Center | 14, 714 | B |
| Beverly Hills | 14, 714 | B |
| Braille Institute | 204, 754 | D E |
| CBS Television City | 14, 714 | B |
| Cedars Sinai Medical Ctr | 14, 714 | B |
| Downtown Los Angeles | Metro Red Line ● 14, 714 | A |
| Farmers Market & The Grove | 14, 714 | B |
| Glendale  | 201 | F |
| Glendale Galleria | 201 | F |
| Hancock Park | 14, 714 | B |
| Hollywood | Metro Red Line ● | |
| L.A. LIVE | Metro Red Line ● 14, 714 | A |
| Los Angeles City College | Metro Red Line ● 204, 754 | D E |
| North Hollywood | Metro Red Line ● | |
| Silver Lake | 201 | F |
| Silver Lake Bl | 201 | F |
| Universal City/CityWalk | Metro Red Line ● | |
| Vermont Av - Northbound | 204, 754 | D E |
| Vermont Av - Southbound | 204, 754 | C G |
| Vermont Metro Rail Station  | 204, 754 | C G |
| West Hollywood | 14, 714 | B |
| Wilshire Bl | Metro Red Line ● | |
| Wilshire Center | Metro Red Line ● to Metro Purple Line ● | |

Scale One Unit: 1/4 Mile



Metro

Connecting Services
   Metro Rail Lines: Red, Purple and Green

JUNE 2008 Subject to Change