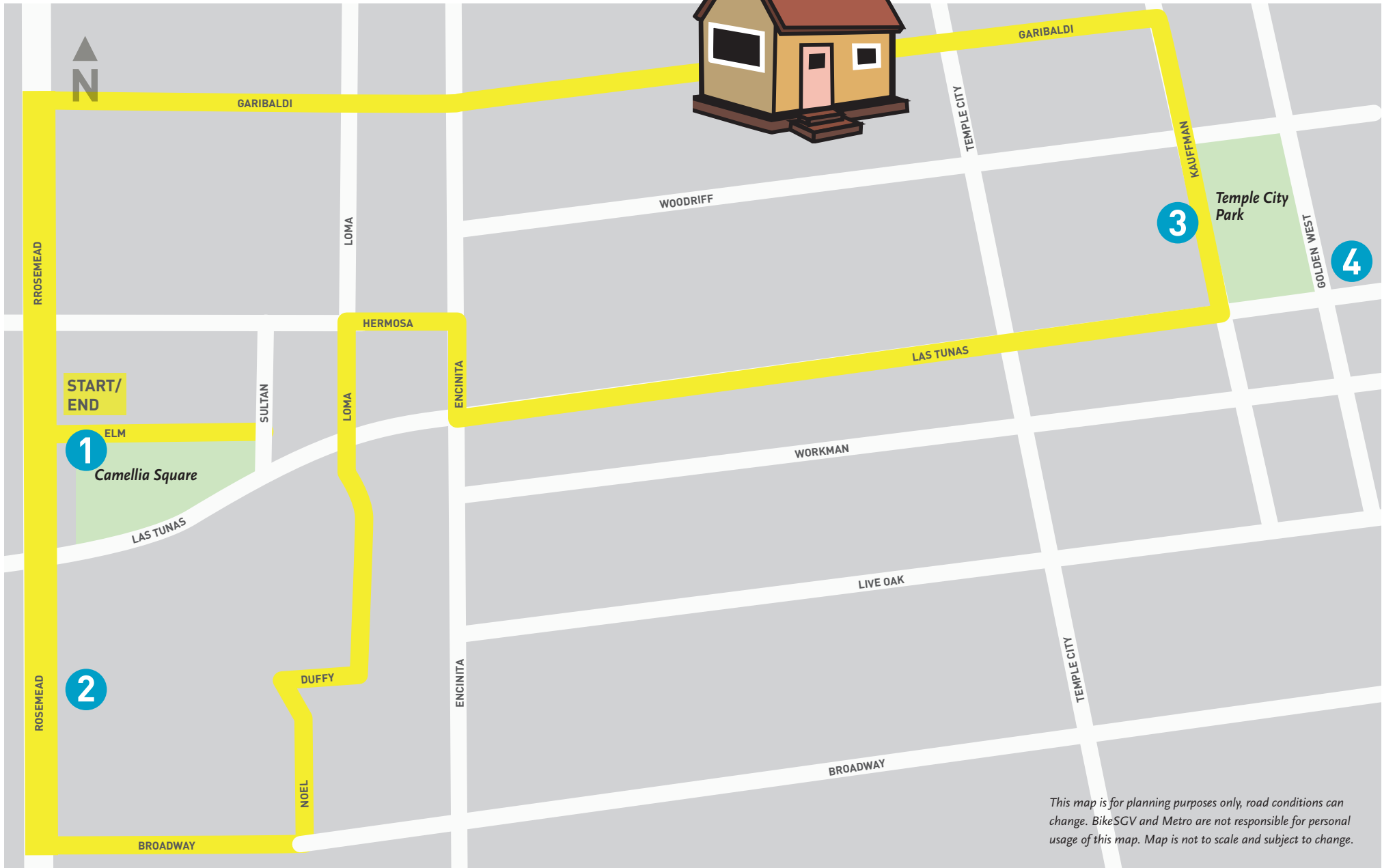


METRO COMMUNITY RIDES

# BEST Ride: Temple City Cool Home Tour- Sustainability, Urban Farming and Community Building

**RIDE LEVEL: EASY**

Round trip 3 miles – 2.5 hours including stops. Leisurely pace. Please use caution, safety equipment and proper traffic safety skills when riding a bicycle.



*This map is for planning purposes only, road conditions can change. BikeSGV and Metro are not responsible for personal usage of this map. Map is not to scale and subject to change.*

## METRO COMMUNITY RIDES

**BEST Ride: Temple City Cool Home Tour- Sustainability, Urban Farming and Community Building**



### RIDE LEVEL: EASY

Leisurely ride with no or few hills. Good for beginners and large groups.



**1** **Camelia Square**  
5700 Rosemead Bl  
Temple City, CA 91780

**2** **Rosemead Boulevard Project**  
2.6-mile of protected bikeway opened in May 2014. Project is located along Rosemead Blvd in unincorporated Los Angeles County, between Rush Street in South El Monte and Gallatin Road in Pico Rivera.  
[dpw.lacounty.gov/pdd/proj/rosemeadcs/](http://dpw.lacounty.gov/pdd/proj/rosemeadcs/)

**3** **Temple City Park**  
9701 Las Tunas Dr  
Temple City, CA 91780  
[ci.temple-city.ca.us/Facilities/facility/details/temple-city-park-6](http://ci.temple-city.ca.us/Facilities/facility/details/temple-city-park-6)

**4** **Temple City Camellia Festival**  
The Camellia Festival celebrates Temple City and encourages local youth to get involved with their community, a yearly tradition that dates back to 1944. That year, the Women's Club of Temple City held a contest to select the official flower and slogan of the city. The winning submission was Mrs. Ralph Saunders' "Temple City, Home of the Camelias". Each year, typically at the end of February, visitors to the festival can enjoy carnival rides and a parade. Local youth groups participate by presenting floats in the parade, and ten first graders from Temple City Unified School District make up the Royal Court of the festival.

## About Ride Levels

Bike rides are for everyone. These rides are coded for the comfort or accessibility level best suited to your needs.

### RIDE LEVEL: EASY

Leisurely ride with no or few hills. Good for beginners and large groups.

**RIDE LEVEL: FAMILY FRIENDLY**  
Mostly separated from auto traffic. No or few hills and comfortable for the whole family.

**RIDE LEVEL: BIKE SHARE**  
In the service area of Metro Bike Share or a municipal bike share system.






**RIDE LEVEL: ADVENTURE**  
More challenging ride with possible faster pace, more mixed traffic or hill climbs.

## STAY IN TOUCH!

### Metro

 213.922.2218  
 [metro.net/gobike](http://metro.net/gobike)  
 @bikemetro  
 [facebook.com/bikemetro](https://facebook.com/bikemetro)

### BikeSGV

 626.566.8302  
 [Andrew@bikesgv.org](mailto:Andrew@bikesgv.org)  
 [bikesgv.org/](http://bikesgv.org/)  
 @BikeSGV  
 [facebook.com/BikeSGV/](https://facebook.com/BikeSGV/)

