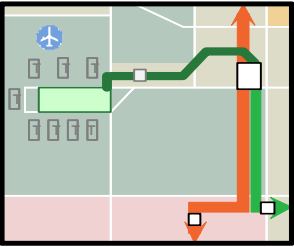
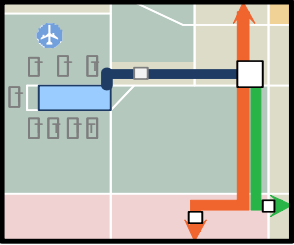
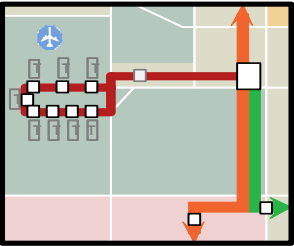
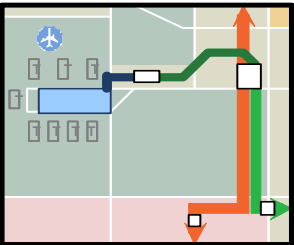
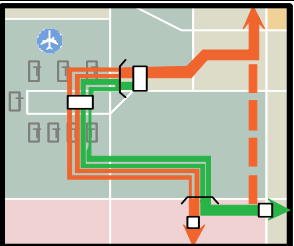
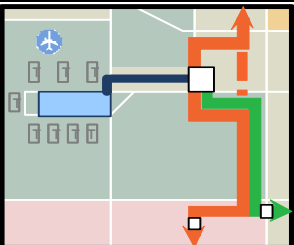


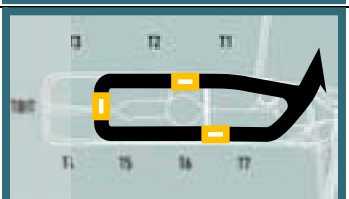
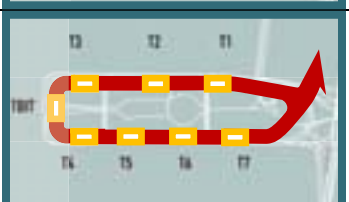
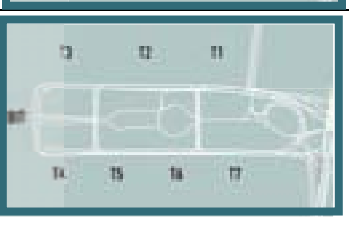


# COMMENT FORM – Metro Green Line to LAX Project

## Which Alternative(s) Should We Move Forward With?

| <ul style="list-style-type: none"> <li>Place a "#1" on your 1st choice.</li> <li>Place a "✓" (check) on your 2nd choice (or on your 1st choice if you like that one a lot)</li> </ul> | <p style="text-align: center;"><b>Type of Connection</b></p>  | <p><b>Why?</b> (Sample reasons: costs less, easier to build; more direct, saves time, more reliable, fewer transfers, less walking, easier to figure out, looks better, more impressive, fewer traffic impacts, allows for extensions...)</p> |
|---|---|---|
|    | <p><b>Direct Light Rail Transit (LRT) Branch</b><br/> <i>(Metro goes to Airport)</i><br/>           Do you have an alignment preference?<br/> <input type="checkbox"/> 98<sup>th</sup> Alignment (same platform transfer at Aviation/Century)<br/> <input type="checkbox"/> Century Alignment (transfer between two platforms at Aviation/Century)</p>  |   |
|    | <p><b>Circulator – with Automated People Mover</b><br/> <i>(Airport (Circulator) goes to Metro)</i><br/>           Do you have an alignment preference?<br/> <input type="checkbox"/> 98<sup>th</sup> Alignment (behind hotels)<br/> <input type="checkbox"/> Century Alignment (in front of hotels)</p>  |   |
|   | <p><b>Circulator – with Bus Rapid Transit</b><br/> <i>(Airport (Circulator) goes to Metro via an elevated busway between Sepulveda and Aviation, then circulating on World Way loop)</i><br/>           Do you have an alignment preference?<br/> <input type="checkbox"/> 98<sup>th</sup> Alignment (behind hotels)<br/> <input type="checkbox"/> Century Alignment (in front of hotels)</p> |   |
|    | <p><b>Intermediate LRT &amp; Circulator</b><br/> <i>(Metro (LRT) and Airport (Circulator) meet in the middle)</i><br/>           Do you have an alignment preference?<br/> <input type="checkbox"/> 98<sup>th</sup> Alignment (same platform transfer at Aviation/Century)<br/> <input type="checkbox"/> Century Alignment (transfer between two platforms at Aviation/Century)</p>           |   |
|    | <p><b>Modified LRT Trunk – through LAX</b><br/> <i>(Metro goes through Airport)</i></p>   |   |
|    | <p><b>Airport Boulevard Modified LRT Trunk – with Circulator Transfer</b><br/> <i>(Metro (LRT) moves to meet Airport (Circulator) in the middle)</i></p>  |   |

# Within the Terminal Area, How Should We Connect?

|  |   |   |
|--|---|---|
| <p>• Circle your first choice.</p>   | <p style="text-align: center;"><b>On-Airport Alignment</b></p>  | <p><b>Why?</b> (Sample reasons: costs less, easier to build; more direct, saves time, more reliable, fewer transfers, less walking, easier to figure out, looks better, doesn't block the Theme Building, more impressive, fewer traffic impacts, fewer impacts to garages)</p> |
|    | <p><b>2 - Station Aerial Rail (LRT or APM)</b><br/>Runs along Center Way and curves around the Theme Building</p>   |   |
|    | <p><b>2-Station Tunnel Rail (LRT or APM)</b><br/>Runs straight underneath Center Way<br/>Generally at least \$420M more than 2-Station Aerial Rail</p>                    |   |
|    | <p><b>3 - Station Aerial Rail Loop (LRT or APM)</b><br/>Loops around the World Way loop with 3 stations<br/>Generally at least \$440M more than 2-Station Aerial Rail</p> |   |
|   | <p><b>8-Station Bus Circulator</b><br/>Runs along the World Way loop with stops at each terminal. Different service patterns for more direct service are possible.</p>    |   |
|  | <p><b>OTHER</b><br/>← Draw It.<br/>Or Describe it _____<br/>_____</p>   |   |

For reference:

- All Rail (LRT and/or APM) Alternatives exceed the \$200M identified in Measure R
- An 8 station aerial rail loop will cost at least \$800 M more than the 2-Station Aerial Alternative

|  |   |
|--|---|
| <p><b>Other Thoughts I Have...</b></p> | <p><b>Name, Organization</b> _____</p> <p><b>Address</b> _____</p> <p>_____</p> <p><b>Email</b> _____</p> <p><input type="checkbox"/> Check if you don't want to be added to the Project Mailing List</p> |
|--|---|



**Metro**

Please return by one of the following methods: (1) Place in comment box, (2) Return to any staff member, (3) Send to Cory Zelmer, Los Angeles County Metropolitan Transportation Authority, One Gateway Plaza, 99-22-3, Los Angeles, CA 90012 or zelmerc@metro.net

Find us also at [www.metro.net/greenlinetolax](http://www.metro.net/greenlinetolax), [www.facebook.com/greenlinetolax](https://www.facebook.com/greenlinetolax), and on twitter at @greenlinetolax