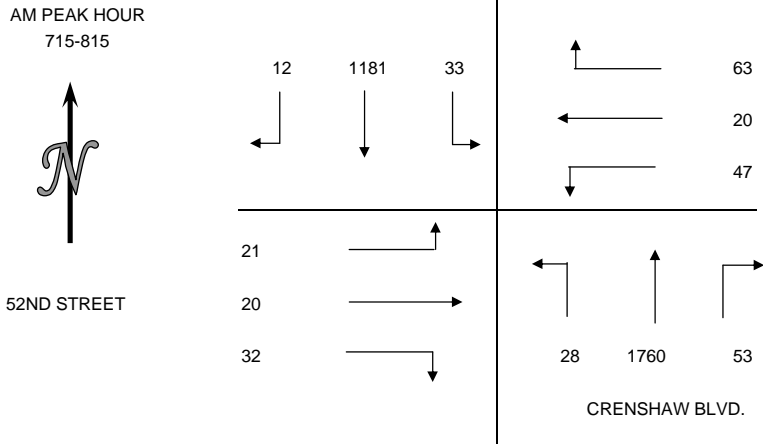


**APPENDIX G SUPPLEMENT
SUPPLEMENTAL TRAFFIC AND PEDESTRIAN
COUNTS FOR SELECTED INTERSECTIONS**

INTERSECTION TURNING MOVEMENT COUNT SUMMARY

CLIENT: FEHRS AND PEERS
 PROJECT: CRENSHAW TRAFFIC COUNTS
 DATE: THURSDAY, FEBRUARY 25, 2010
 PERIOD: 7:00 AM TO 9:00 AM
 INTERSECTION: N/S CRENSHAW BLVD.
 E/W 52ND STREET

| 15 MIN COUNTS PERIOD | 1 SBRT | 2 SBTH | 3 SBLT | 4 WBRT | 5 WBTH | 6 WBLT | 7 NBRT | 8 NBTH | 9 NBLT | 10 EBRT | 11 EBTH | 12 EBLT | TOTALS |
|----------------------|--------|--------|--------|--------|--------|--------|--------|--------|--------|---------|---------|---------|--------|
| 700-715 | 2 | 220 | 4 | 4 | 2 | 4 | 4 | 434 | 0 | 4 | 0 | 2 | 680 |
| 715-730 | 5 | 247 | 9 | 14 | 3 | 4 | 4 | 450 | 5 | 4 | 3 | 2 | 750 |
| 730-745 | 3 | 298 | 9 | 15 | 5 | 6 | 21 | 476 | 20 | 9 | 4 | 9 | 875 |
| 745-800 | 2 | 323 | 8 | 19 | 6 | 18 | 16 | 427 | 3 | 6 | 10 | 6 | 844 |
| 800-815 | 2 | 313 | 7 | 15 | 6 | 19 | 12 | 407 | 0 | 13 | 3 | 4 | 801 |
| 815-830 | 2 | 275 | 3 | 5 | 0 | 3 | 2 | 388 | 0 | 2 | 4 | 1 | 685 |
| 830-845 | 5 | 246 | 4 | 4 | 3 | 5 | 3 | 353 | 6 | 3 | 0 | 2 | 634 |
| 845-900 | 1 | 219 | 2 | 5 | 4 | 0 | 4 | 362 | 1 | 2 | 0 | 2 | 602 |
| HOUR TOTALS | | | | | | | | | | | | | |
| 700-800 | 12 | 1088 | 30 | 52 | 16 | 32 | 45 | 1787 | 28 | 23 | 17 | 19 | 3149 |
| 715-815 | 12 | 1181 | 33 | 63 | 20 | 47 | 53 | 1760 | 28 | 32 | 20 | 21 | 3270 |
| 730-830 | 9 | 1209 | 27 | 54 | 17 | 46 | 51 | 1698 | 23 | 30 | 21 | 20 | 3205 |
| 745-845 | 11 | 1157 | 22 | 43 | 15 | 45 | 33 | 1575 | 9 | 24 | 17 | 13 | 2964 |
| 800-900 | 10 | 1053 | 16 | 29 | 13 | 27 | 21 | 1510 | 7 | 20 | 7 | 9 | 2722 |



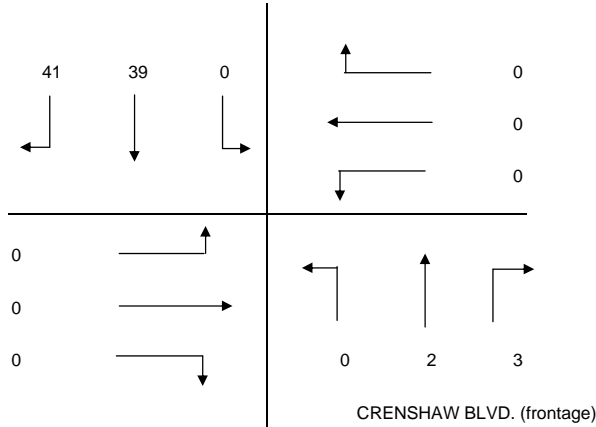
| PEDESTRIAN COUNTS | | | | |
|--------------------|-----------|----------|-----------|----------|
| PERIOD | NORTH LEG | EAST LEG | SOUTH LEG | WEST LEG |
| 700-715 | 1 | 4 | 1 | 0 |
| 715-730 | 4 | 14 | 1 | 1 |
| 730-745 | 7 | 15 | 0 | 2 |
| 745-800 | 2 | 20 | 1 | 2 |
| 800-815 | 7 | 14 | 2 | 1 |
| 815-830 | 0 | 5 | 1 | 4 |
| 830-845 | 0 | 4 | 3 | 2 |
| 845-900 | 0 | 5 | 0 | 2 |
| HOUR TOTALS | | | | |
| 700-800 | 14 | 53 | 3 | 5 |
| 715-815 | 20 | 63 | 4 | 6 |
| 730-830 | 16 | 54 | 4 | 9 |
| 745-845 | 9 | 43 | 7 | 9 |
| 800-900 | 7 | 28 | 6 | 9 |

INTERSECTION TURNING MOVEMENT COUNT SUMMARY

CLIENT: FEHRS AND PEERS
 PROJECT: CRENSHAW TRAFFIC COUNTS
 DATE: THURSDAY, FEBRUARY 25, 2010
 PERIOD: 7:00 AM TO 9:00 AM
 INTERSECTION: N/S CRENSHAW BLVD. (frontage)
 E/W 52ND STREET

| 15 MIN COUNTS PERIOD | 1 SBRT | 2 SBTH | 3 SBLT | 4 WBRT | 5 WBTH | 6 WBLT | 7 NBRT | 8 NBTH | 9 NBLT | 10 EBRT | 11 EBTH | 12 EBLT | TOTALS |
|----------------------|--------|--------|--------|--------|--------|--------|--------|--------|--------|---------|---------|---------|--------|
| 700-715 | 1 | 2 | 0 | 0 | 0 | 0 | 0 | 1 | 0 | 0 | 0 | 0 | 4 |
| 715-730 | 5 | 9 | 0 | 0 | 0 | 0 | 2 | 0 | 0 | 0 | 0 | 0 | 16 |
| 730-745 | 22 | 17 | 0 | 0 | 0 | 0 | 0 | 0 | 0 | 0 | 0 | 0 | 39 |
| 745-800 | 11 | 7 | 0 | 0 | 0 | 0 | 1 | 0 | 0 | 0 | 0 | 0 | 19 |
| 800-815 | 3 | 6 | 0 | 0 | 0 | 0 | 0 | 2 | 0 | 0 | 0 | 0 | 11 |
| 815-830 | 0 | 0 | 0 | 0 | 0 | 0 | 2 | 1 | 0 | 0 | 0 | 0 | 3 |
| 830-845 | 2 | 2 | 0 | 0 | 0 | 0 | 2 | 4 | 0 | 0 | 0 | 0 | 10 |
| 845-900 | 3 | 1 | 0 | 0 | 0 | 0 | 2 | 0 | 0 | 0 | 0 | 0 | 6 |
| HOUR TOTALS | | | | | | | | | | | | | |
| 700-800 | 39 | 35 | 0 | 0 | 0 | 0 | 3 | 1 | 0 | 0 | 0 | 0 | 78 |
| 715-815 | 41 | 39 | 0 | 0 | 0 | 0 | 3 | 2 | 0 | 0 | 0 | 0 | 85 |
| 730-830 | 36 | 30 | 0 | 0 | 0 | 0 | 3 | 3 | 0 | 0 | 0 | 0 | 72 |
| 745-845 | 16 | 15 | 0 | 0 | 0 | 0 | 5 | 7 | 0 | 0 | 0 | 0 | 43 |
| 800-900 | 8 | 9 | 0 | 0 | 0 | 0 | 6 | 7 | 0 | 0 | 0 | 0 | 30 |

AM PEAK HOUR
715-815



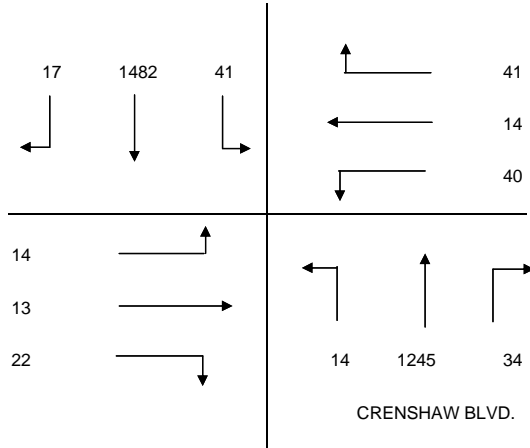
| PEDESTRIAN COUNTS | | | | |
|--------------------|-----------|----------|-----------|----------|
| PERIOD | NORTH LEG | EAST LEG | SOUTH LEG | WEST LEG |
| 700-715 | 0 | 0 | 0 | 0 |
| 715-730 | 0 | 0 | 0 | 0 |
| 730-745 | 0 | 0 | 0 | 0 |
| 745-800 | 0 | 0 | 0 | 0 |
| 800-815 | 0 | 0 | 0 | 0 |
| 815-830 | 0 | 0 | 0 | 0 |
| 830-845 | 0 | 0 | 0 | 0 |
| 845-900 | 0 | 0 | 0 | 0 |
| HOUR TOTALS | | | | |
| 700-800 | 0 | 0 | 0 | 0 |
| 715-815 | 0 | 0 | 0 | 0 |
| 730-830 | 0 | 0 | 0 | 0 |
| 745-845 | 0 | 0 | 0 | 0 |
| 800-900 | 0 | 0 | 0 | 0 |

INTERSECTION TURNING MOVEMENT COUNT SUMMARY

CLIENT: FEHRS AND PEERS
 PROJECT: CRENSHAW TRAFFIC COUNTS
 DATE: THURSDAY, FEBRUARY 25, 2010
 PERIOD: 2:00 MD TO 4:00 MD
 INTERSECTION: N/S CRENSHAW BLVD.
 E/W 52ND STREET

| 15 MIN COUNTS PERIOD | 1 SBRT | 2 SBTH | 3 SBLT | 4 WBRT | 5 WBTH | 6 WBLT | 7 NBRT | 8 NBTH | 9 NBLT | 10 EBRT | 11 EBTH | 12 EBLT | TOTALS |
|----------------------|--------|--------|--------|--------|--------|--------|--------|--------|--------|---------|---------|---------|--------|
| 200-215 | 2 | 316 | 7 | 3 | 1 | 3 | 2 | 301 | 3 | 5 | 1 | 3 | 647 |
| 215-230 | 2 | 302 | 7 | 6 | 2 | 2 | 7 | 326 | 4 | 3 | 2 | 2 | 665 |
| 230-245 | 4 | 311 | 13 | 9 | 2 | 7 | 10 | 311 | 10 | 3 | 2 | 2 | 684 |
| 245-300 | 3 | 326 | 8 | 8 | 4 | 6 | 6 | 314 | 3 | 7 | 7 | 2 | 694 |
| 300-315 | 2 | 341 | 10 | 14 | 2 | 12 | 11 | 315 | 6 | 10 | 4 | 4 | 731 |
| 315-330 | 8 | 385 | 9 | 16 | 5 | 15 | 12 | 317 | 5 | 2 | 3 | 2 | 779 |
| 330-345 | 5 | 380 | 19 | 4 | 3 | 6 | 7 | 307 | 1 | 6 | 2 | 6 | 746 |
| 345-400 | 2 | 376 | 3 | 7 | 4 | 7 | 4 | 306 | 2 | 4 | 4 | 2 | 721 |
| HOUR TOTALS | | | | | | | | | | | | | |
| 200-300 | 11 | 1255 | 35 | 26 | 9 | 18 | 25 | 1252 | 20 | 18 | 12 | 9 | 2690 |
| 215-315 | 11 | 1280 | 38 | 37 | 10 | 27 | 34 | 1266 | 23 | 23 | 15 | 10 | 2774 |
| 230-330 | 17 | 1363 | 40 | 47 | 13 | 40 | 39 | 1257 | 24 | 22 | 16 | 10 | 2888 |
| 245-345 | 18 | 1432 | 46 | 42 | 14 | 39 | 36 | 1253 | 15 | 25 | 16 | 14 | 2950 |
| 300-400 | 17 | 1482 | 41 | 41 | 14 | 40 | 34 | 1245 | 14 | 22 | 13 | 14 | 2977 |

MD PEAK HOUR
300-400



| PEDESTRIAN COUNTS | | | | |
|--------------------|-----------|----------|-----------|----------|
| PERIOD | NORTH LEG | EAST LEG | SOUTH LEG | WEST LEG |
| 200-215 | 1 | 0 | 1 | 1 |
| 215-230 | 0 | 0 | 5 | 1 |
| 230-245 | 6 | 7 | 0 | 1 |
| 245-300 | 2 | 6 | 0 | 0 |
| 300-315 | 9 | 8 | 0 | 2 |
| 315-330 | 4 | 7 | 0 | 2 |
| 330-345 | 2 | 3 | 1 | 0 |
| 345-400 | 1 | 2 | 0 | 0 |
| HOUR TOTALS | | | | |
| 200-300 | 9 | 13 | 6 | 3 |
| 215-315 | 17 | 21 | 5 | 4 |
| 230-330 | 21 | 28 | 0 | 5 |
| 245-345 | 17 | 24 | 1 | 4 |
| 300-400 | 16 | 20 | 1 | 4 |

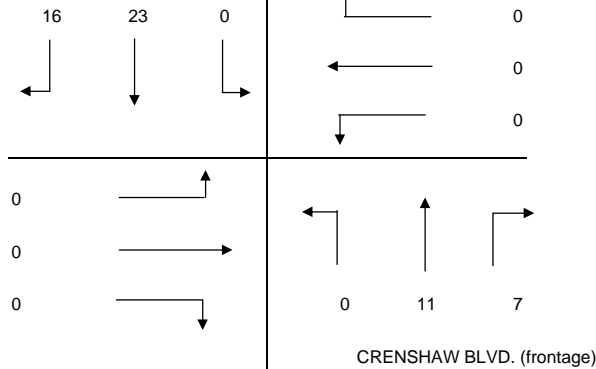
INTERSECTION TURNING MOVEMENT COUNT SUMMARY

CLIENT: FEHRS AND PEERS
 PROJECT: CRENSHAW TRAFFIC COUNTS
 DATE: THURSDAY, FEBRUARY 25, 2010
 PERIOD: 2:00 MD TO 4:00 MD
 INTERSECTION: N/S CRENSHAW BLVD. (frontage)
 E/W 52ND STREET

VEHICLE COUNTS

| 15 MIN COUNTS PERIOD | 1 SBRT | 2 SBTH | 3 SBLT | 4 WBRT | 5 WBTH | 6 WBLT | 7 NBRT | 8 NBTH | 9 NBLT | 10 EBRT | 11 EBTH | 12 EBLT | TOTALS |
|----------------------|--------|--------|--------|--------|--------|--------|--------|--------|--------|---------|---------|---------|--------|
| 200-215 | 1 | 2 | 0 | 0 | 0 | 0 | 3 | 1 | 0 | 0 | 0 | 0 | 7 |
| 215-230 | 0 | 2 | 0 | 0 | 0 | 0 | 3 | 3 | 0 | 0 | 0 | 0 | 8 |
| 230-245 | 2 | 2 | 0 | 0 | 0 | 0 | 3 | 1 | 0 | 0 | 0 | 0 | 8 |
| 245-300 | 0 | 4 | 0 | 0 | 0 | 0 | 1 | 6 | 0 | 0 | 0 | 0 | 11 |
| 300-315 | 3 | 0 | 0 | 0 | 0 | 0 | 1 | 3 | 0 | 0 | 0 | 0 | 7 |
| 315-330 | 10 | 13 | 0 | 0 | 0 | 0 | 0 | 1 | 0 | 0 | 0 | 0 | 24 |
| 330-345 | 3 | 6 | 0 | 0 | 0 | 0 | 5 | 1 | 0 | 0 | 0 | 0 | 15 |
| 345-400 | 0 | 1 | 0 | 0 | 0 | 0 | 0 | 1 | 0 | 0 | 0 | 0 | 2 |
| HOURLY TOTALS | | | | | | | | | | | | | |
| 200-300 | 3 | 10 | 0 | 0 | 0 | 0 | 10 | 11 | 0 | 0 | 0 | 0 | 34 |
| 215-315 | 5 | 8 | 0 | 0 | 0 | 0 | 8 | 13 | 0 | 0 | 0 | 0 | 34 |
| 230-330 | 15 | 19 | 0 | 0 | 0 | 0 | 5 | 11 | 0 | 0 | 0 | 0 | 50 |
| 245-345 | 16 | 23 | 0 | 0 | 0 | 0 | 7 | 11 | 0 | 0 | 0 | 0 | 57 |
| 300-400 | 16 | 20 | 0 | 0 | 0 | 0 | 6 | 6 | 0 | 0 | 0 | 0 | 48 |

MD PEAK HOUR
245-345



PEDESTRIAN COUNTS

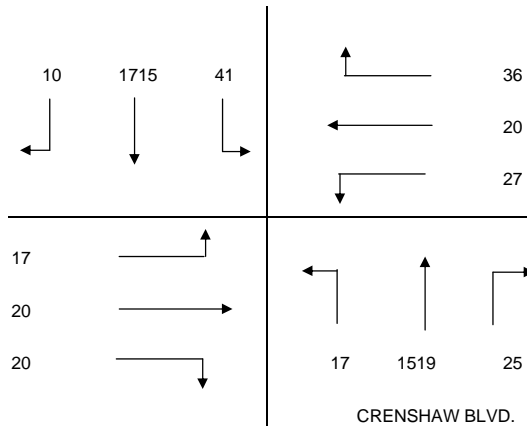

| 15 MIN COUNTS PERIOD | NORTH LEG | EAST LEG | SOUTH LEG | WEST LEG |
|----------------------|-----------|----------|-----------|----------|
| 200-215 | 0 | 0 | 0 | 0 |
| 215-230 | 0 | 0 | 0 | 0 |
| 230-245 | 0 | 0 | 0 | 0 |
| 245-300 | 0 | 0 | 0 | 0 |
| 300-315 | 0 | 0 | 0 | 0 |
| 315-330 | 0 | 0 | 0 | 0 |
| 330-345 | 0 | 0 | 0 | 0 |
| 345-400 | 0 | 0 | 0 | 0 |
| HOURLY TOTALS | | | | |
| 200-300 | 0 | 0 | 0 | 0 |
| 215-315 | 0 | 0 | 0 | 0 |
| 230-330 | 0 | 0 | 0 | 0 |
| 245-345 | 0 | 0 | 0 | 0 |
| 300-400 | 0 | 0 | 0 | 0 |

INTERSECTION TURNING MOVEMENT COUNT SUMMARY

CLIENT: FEHRS AND PEERS
 PROJECT: CRENSHAW TRAFFIC COUNTS
 DATE: THURSDAY, FEBRUARY 25, 2010
 PERIOD: 4:00 PM TO 6:00 PM
 INTERSECTION: N/S CRENSHAW BLVD.
 E/W 52ND STREET

| 15 MIN COUNTS PERIOD | 1 SBRT | 2 SBTH | 3 SBLT | 4 WBRT | 5 WBTH | 6 WBLT | 7 NBRT | 8 NBTH | 9 NBLT | 10 EBRT | 11 EBTH | 12 EBLT | TOTALS |
|----------------------|--------|--------|--------|--------|--------|--------|--------|--------|--------|---------|---------|---------|--------|
| 400-415 | 5 | 367 | 14 | 8 | 5 | 3 | 5 | 332 | 1 | 3 | 1 | 2 | 746 |
| 415-430 | 1 | 392 | 5 | 3 | 5 | 5 | 2 | 365 | 6 | 2 | 3 | 4 | 793 |
| 430-445 | 2 | 425 | 8 | 2 | 5 | 3 | 3 | 342 | 6 | 8 | 6 | 4 | 814 |
| 445-500 | 5 | 415 | 8 | 7 | 3 | 3 | 7 | 309 | 2 | 5 | 1 | 4 | 769 |
| 500-515 | 1 | 402 | 8 | 9 | 3 | 7 | 5 | 343 | 5 | 3 | 6 | 7 | 799 |
| 515-530 | 5 | 443 | 6 | 6 | 3 | 3 | 9 | 354 | 4 | 5 | 5 | 2 | 845 |
| 530-545 | 2 | 440 | 14 | 12 | 5 | 11 | 6 | 440 | 6 | 10 | 4 | 6 | 956 |
| 545-600 | 2 | 430 | 13 | 9 | 9 | 6 | 5 | 382 | 2 | 2 | 5 | 2 | 867 |
| HOUR TOTALS | | | | | | | | | | | | | |
| 400-500 | 13 | 1599 | 35 | 20 | 18 | 14 | 17 | 1348 | 15 | 18 | 11 | 14 | 3122 |
| 415-515 | 9 | 1634 | 29 | 21 | 16 | 18 | 17 | 1359 | 19 | 18 | 16 | 19 | 3175 |
| 430-530 | 13 | 1685 | 30 | 24 | 14 | 16 | 24 | 1348 | 17 | 21 | 18 | 17 | 3227 |
| 445-545 | 13 | 1700 | 36 | 34 | 14 | 24 | 27 | 1446 | 17 | 23 | 16 | 19 | 3369 |
| 500-600 | 10 | 1715 | 41 | 36 | 20 | 27 | 25 | 1519 | 17 | 20 | 20 | 17 | 3467 |

PM PEAK HOUR
500-600

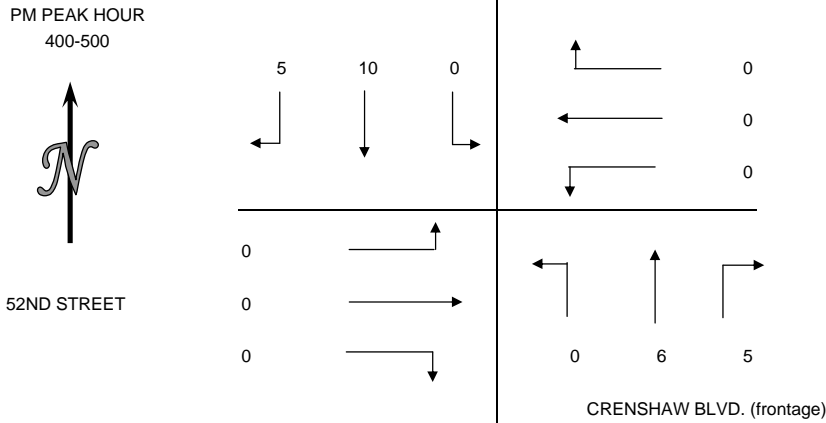


| PEDESTRIAN COUNTS | | | | |
|--------------------|-----------|----------|-----------|----------|
| PERIOD | NORTH LEG | EAST LEG | SOUTH LEG | WEST LEG |
| 400-415 | 3 | 2 | 1 | 8 |
| 415-430 | 1 | 5 | 2 | 2 |
| 430-445 | 2 | 6 | 0 | 0 |
| 445-500 | 1 | 7 | 0 | 1 |
| 500-515 | 3 | 2 | 3 | 2 |
| 515-530 | 2 | 2 | 0 | 0 |
| 530-545 | 1 | 4 | 0 | 3 |
| 545-600 | 4 | 2 | 2 | 5 |
| HOUR TOTALS | | | | |
| 400-500 | 7 | 20 | 3 | 11 |
| 415-515 | 7 | 20 | 5 | 5 |
| 430-530 | 8 | 17 | 3 | 3 |
| 445-545 | 7 | 15 | 3 | 6 |
| 500-600 | 10 | 10 | 5 | 10 |

INTERSECTION TURNING MOVEMENT COUNT SUMMARY

CLIENT: FEHRS AND PEERS
 PROJECT: CRENSHAW TRAFFIC COUNTS
 DATE: THURSDAY, FEBRUARY 25, 2010
 PERIOD: 4:00 PM TO 6:00 PM
 INTERSECTION: N/S CRENSHAW BLVD. (frontage)
 E/W 52ND STREET

| 15 MIN COUNTS PERIOD | 1 SBRT | 2 SBTH | 3 SBLT | 4 WBRT | 5 WBTH | 6 WBLT | 7 NBRT | 8 NBTH | 9 NBLT | 10 EBRT | 11 EBTH | 12 EBLT | TOTALS |
|----------------------|--------|--------|--------|--------|--------|--------|--------|--------|--------|---------|---------|---------|--------|
| 400-415 | 3 | 7 | 0 | 0 | 0 | 0 | 1 | 0 | 0 | 0 | 0 | 0 | 11 |
| 415-430 | 1 | 1 | 0 | 0 | 0 | 0 | 2 | 3 | 0 | 0 | 0 | 0 | 7 |
| 430-445 | 1 | 1 | 0 | 0 | 0 | 0 | 0 | 0 | 0 | 0 | 0 | 0 | 2 |
| 445-500 | 0 | 1 | 0 | 0 | 0 | 0 | 2 | 3 | 0 | 0 | 0 | 0 | 6 |
| 500-515 | 0 | 1 | 0 | 0 | 0 | 0 | 2 | 0 | 0 | 0 | 0 | 0 | 3 |
| 515-530 | 1 | 1 | 0 | 0 | 0 | 0 | 1 | 3 | 1 | 0 | 0 | 0 | 7 |
| 530-545 | 1 | 0 | 0 | 0 | 0 | 0 | 1 | 2 | 0 | 0 | 0 | 0 | 4 |
| 545-600 | 0 | 0 | 0 | 0 | 0 | 0 | 0 | 3 | 0 | 0 | 0 | 0 | 3 |
| HOUR TOTALS | | | | | | | | | | | | | |
| 400-500 | 5 | 10 | 0 | 0 | 0 | 0 | 5 | 6 | 0 | 0 | 0 | 0 | 26 |
| 415-515 | 2 | 4 | 0 | 0 | 0 | 0 | 6 | 6 | 0 | 0 | 0 | 0 | 18 |
| 430-530 | 2 | 4 | 0 | 0 | 0 | 0 | 5 | 6 | 1 | 0 | 0 | 0 | 18 |
| 445-545 | 2 | 3 | 0 | 0 | 0 | 0 | 6 | 8 | 1 | 0 | 0 | 0 | 20 |
| 500-600 | 2 | 2 | 0 | 0 | 0 | 0 | 4 | 8 | 1 | 0 | 0 | 0 | 17 |

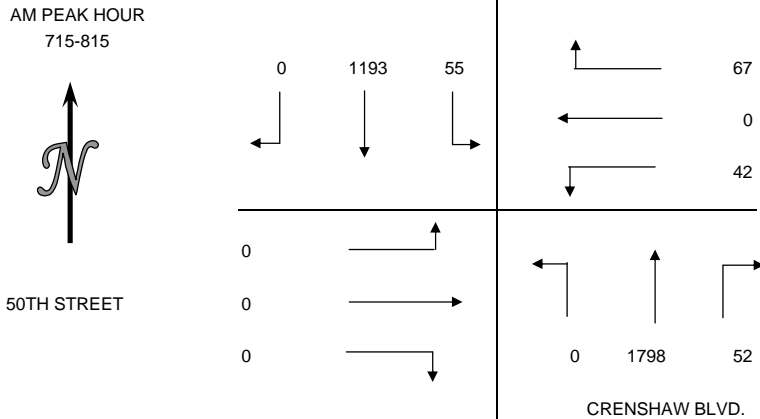


| PEDESTRIAN COUNTS | | | | |
|----------------------|-----------|----------|-----------|----------|
| 15 MIN COUNTS PERIOD | NORTH LEG | EAST LEG | SOUTH LEG | WEST LEG |
| 400-415 | 0 | 0 | 0 | 0 |
| 415-430 | 0 | 0 | 0 | 0 |
| 430-445 | 0 | 0 | 0 | 0 |
| 445-500 | 0 | 0 | 0 | 0 |
| 500-515 | 0 | 0 | 0 | 0 |
| 515-530 | 0 | 0 | 0 | 0 |
| 530-545 | 0 | 0 | 0 | 0 |
| 545-600 | 0 | 0 | 0 | 0 |
| HOUR TOTALS | | | | |
| 400-500 | 0 | 0 | 0 | 0 |
| 415-515 | 0 | 0 | 0 | 0 |
| 430-530 | 0 | 0 | 0 | 0 |
| 445-545 | 0 | 0 | 0 | 0 |
| 500-600 | 0 | 0 | 0 | 0 |

INTERSECTION TURNING MOVEMENT COUNT SUMMARY

CLIENT: FEHRS AND PEERS
 PROJECT: CRENSHAW TRAFFIC COUNTS
 DATE: THURSDAY, FEBRUARY 25, 2010
 PERIOD: 7:00 AM TO 9:00 AM
 INTERSECTION: N/S CRENSHAW BLVD.
 E/W 50TH STREET

| 15 MIN COUNTS PERIOD | 1 SBRT | 2 SBTH | 3 SBLT | 4 WBRT | 5 WBTH | 6 WBLT | 7 NBRT | 8 NBTH | 9 NBLT | 10 EBRT | 11 EBTH | 12 EBLT | TOTALS |
|----------------------|--------|--------|--------|--------|--------|--------|--------|--------|--------|---------|---------|---------|--------|
| 700-715 | 0 | 217 | 6 | 9 | 0 | 1 | 1 | 449 | 0 | 0 | 0 | 0 | 683 |
| 715-730 | 0 | 251 | 12 | 11 | 0 | 0 | 3 | 456 | 0 | 0 | 0 | 0 | 733 |
| 730-745 | 0 | 313 | 19 | 26 | 0 | 3 | 17 | 479 | 0 | 0 | 0 | 0 | 857 |
| 745-800 | 0 | 315 | 17 | 16 | 0 | 25 | 19 | 448 | 0 | 0 | 0 | 0 | 840 |
| 800-815 | 0 | 314 | 7 | 14 | 0 | 14 | 13 | 415 | 0 | 0 | 0 | 0 | 777 |
| 815-830 | 0 | 263 | 7 | 5 | 0 | 2 | 9 | 387 | 0 | 0 | 0 | 0 | 673 |
| 830-845 | 0 | 213 | 6 | 6 | 0 | 8 | 9 | 356 | 0 | 0 | 0 | 0 | 598 |
| 845-900 | 0 | 239 | 5 | 4 | 0 | 4 | 4 | 357 | 0 | 0 | 0 | 0 | 613 |
| HOUR TOTALS | | | | | | | | | | | | | |
| 700-800 | 0 | 1096 | 54 | 62 | 0 | 29 | 40 | 1832 | 0 | 0 | 0 | 0 | 3113 |
| 715-815 | 0 | 1193 | 55 | 67 | 0 | 42 | 52 | 1798 | 0 | 0 | 0 | 0 | 3207 |
| 730-830 | 0 | 1205 | 50 | 61 | 0 | 44 | 58 | 1729 | 0 | 0 | 0 | 0 | 3147 |
| 745-845 | 0 | 1105 | 37 | 41 | 0 | 49 | 50 | 1606 | 0 | 0 | 0 | 0 | 2888 |
| 800-900 | 0 | 1029 | 25 | 29 | 0 | 28 | 35 | 1515 | 0 | 0 | 0 | 0 | 2661 |



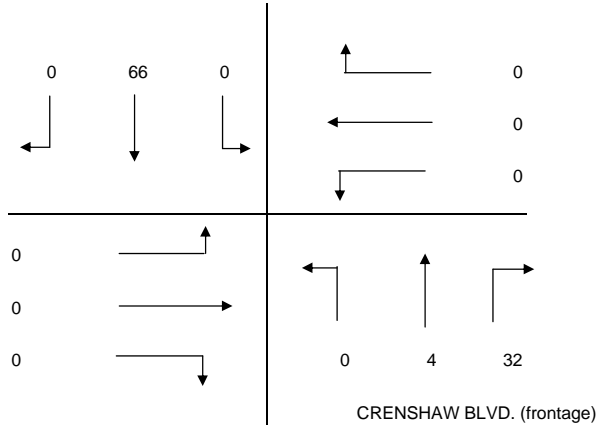
| PEDESTRIAN COUNTS | | | | |
|--------------------|-----------|----------|-----------|----------|
| PERIOD | NORTH LEG | EAST LEG | SOUTH LEG | WEST LEG |
| 700-715 | 4 | 3 | 0 | 0 |
| 715-730 | 9 | 5 | 0 | 0 |
| 730-745 | 35 | 4 | 0 | 0 |
| 745-800 | 22 | 1 | 0 | 0 |
| 800-815 | 9 | 3 | 0 | 0 |
| 815-830 | 6 | 5 | 0 | 0 |
| 830-845 | 3 | 3 | 0 | 0 |
| 845-900 | 0 | 2 | 0 | 0 |
| HOUR TOTALS | | | | |
| 700-800 | 70 | 13 | 0 | 0 |
| 715-815 | 75 | 13 | 0 | 0 |
| 730-830 | 72 | 13 | 0 | 0 |
| 745-845 | 40 | 12 | 0 | 0 |
| 800-900 | 18 | 13 | 0 | 0 |

INTERSECTION TURNING MOVEMENT COUNT SUMMARY

CLIENT: FEHRS AND PEERS
 PROJECT: CRENSHAW TRAFFIC COUNTS
 DATE: THURSDAY, FEBRUARY 25, 2010
 PERIOD: 7:00 AM TO 9:00 AM
 INTERSECTION: N/S CRENSHAW BLVD. (frontage)
 E/W 50TH STREET

| 15 MIN COUNTS PERIOD | 1 SBRT | 2 SBTH | 3 SBLT | 4 WBRT | 5 WBTH | 6 WBLT | 7 NBRT | 8 NBTH | 9 NBLT | 10 EBRT | 11 EBTH | 12 EBLT | TOTALS |
|----------------------|--------|--------|--------|--------|--------|--------|--------|--------|--------|---------|---------|---------|--------|
| 700-715 | 0 | 4 | 0 | 0 | 0 | 0 | 0 | 1 | 0 | 0 | 0 | 0 | 5 |
| 715-730 | 0 | 14 | 0 | 0 | 0 | 0 | 2 | 0 | 0 | 0 | 0 | 0 | 16 |
| 730-745 | 0 | 37 | 0 | 0 | 0 | 0 | 11 | 2 | 0 | 0 | 0 | 0 | 50 |
| 745-800 | 0 | 13 | 0 | 0 | 0 | 0 | 13 | 1 | 0 | 0 | 0 | 0 | 27 |
| 800-815 | 0 | 2 | 0 | 0 | 0 | 0 | 6 | 1 | 0 | 0 | 0 | 0 | 9 |
| 815-830 | 0 | 4 | 0 | 0 | 0 | 0 | 2 | 0 | 0 | 0 | 0 | 0 | 6 |
| 830-845 | 0 | 1 | 0 | 0 | 0 | 0 | 1 | 1 | 0 | 0 | 0 | 0 | 3 |
| 845-900 | 0 | 4 | 0 | 0 | 0 | 0 | 2 | 0 | 0 | 0 | 0 | 0 | 6 |
| HOUR TOTALS | | | | | | | | | | | | | |
| 700-800 | 0 | 68 | 0 | 0 | 0 | 0 | 26 | 4 | 0 | 0 | 0 | 0 | 98 |
| 715-815 | 0 | 66 | 0 | 0 | 0 | 0 | 32 | 4 | 0 | 0 | 0 | 0 | 102 |
| 730-830 | 0 | 56 | 0 | 0 | 0 | 0 | 32 | 4 | 0 | 0 | 0 | 0 | 92 |
| 745-845 | 0 | 20 | 0 | 0 | 0 | 0 | 22 | 3 | 0 | 0 | 0 | 0 | 45 |
| 800-900 | 0 | 11 | 0 | 0 | 0 | 0 | 11 | 2 | 0 | 0 | 0 | 0 | 24 |

AM PEAK HOUR
715-815

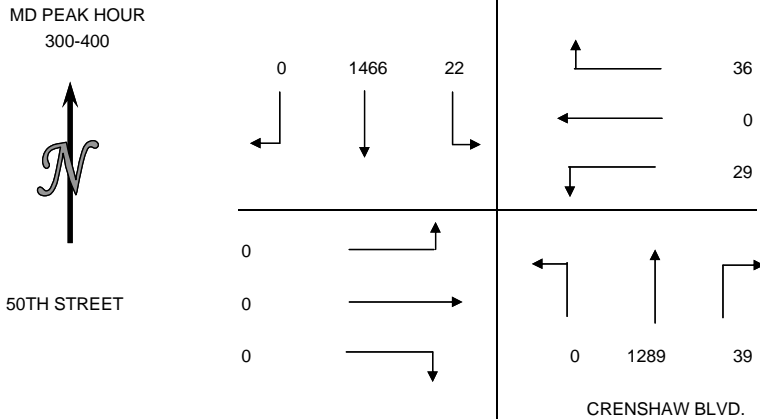


| PEDESTRIAN COUNTS | | | | |
|----------------------|-----------|----------|-----------|----------|
| 15 MIN COUNTS PERIOD | NORTH LEG | EAST LEG | SOUTH LEG | WEST LEG |
| 700-715 | 0 | 0 | 0 | 0 |
| 715-730 | 0 | 0 | 0 | 0 |
| 730-745 | 0 | 0 | 0 | 0 |
| 745-800 | 0 | 0 | 0 | 0 |
| 800-815 | 0 | 0 | 0 | 0 |
| 815-830 | 0 | 0 | 0 | 0 |
| 830-845 | 0 | 0 | 0 | 0 |
| 845-900 | 0 | 0 | 0 | 0 |
| HOUR TOTALS | | | | |
| 700-800 | 0 | 0 | 0 | 0 |
| 715-815 | 0 | 0 | 0 | 0 |
| 730-830 | 0 | 0 | 0 | 0 |
| 745-845 | 0 | 0 | 0 | 0 |
| 800-900 | 0 | 0 | 0 | 0 |

INTERSECTION TURNING MOVEMENT COUNT SUMMARY

CLIENT: FEHRS AND PEERS
 PROJECT: CRENSHAW TRAFFIC COUNTS
 DATE: THURSDAY, FEBRUARY 25, 2010
 PERIOD: 2:00 MD TO 4:00 MD
 INTERSECTION: N/S CRENSHAW BLVD.
 E/W 50TH STREET

| 15 MIN COUNTS PERIOD | 1 SBRT | 2 SBTH | 3 SBLT | 4 WBRT | 5 WBTH | 6 WBLT | 7 NBRT | 8 NBTH | 9 NBLT | 10 EBRT | 11 EBTH | 12 EBLT | TOTALS |
|----------------------|--------|--------|--------|--------|--------|--------|--------|--------|--------|---------|---------|---------|--------|
| 200-215 | 0 | 302 | 6 | 4 | 0 | 2 | 6 | 297 | 0 | 0 | 0 | 0 | 617 |
| 215-230 | 0 | 313 | 11 | 5 | 0 | 4 | 11 | 341 | 0 | 0 | 0 | 0 | 685 |
| 230-245 | 0 | 316 | 9 | 2 | 0 | 6 | 7 | 318 | 0 | 0 | 0 | 0 | 658 |
| 245-300 | 0 | 335 | 8 | 9 | 0 | 6 | 9 | 321 | 0 | 0 | 0 | 0 | 688 |
| 300-315 | 0 | 368 | 10 | 9 | 0 | 11 | 8 | 304 | 0 | 0 | 0 | 0 | 710 |
| 315-330 | 0 | 334 | 3 | 16 | 0 | 11 | 14 | 343 | 0 | 0 | 0 | 0 | 721 |
| 330-345 | 0 | 387 | 3 | 6 | 0 | 6 | 11 | 325 | 0 | 0 | 0 | 0 | 738 |
| 345-400 | 0 | 377 | 6 | 5 | 0 | 1 | 6 | 317 | 0 | 0 | 0 | 0 | 712 |
| HOUR TOTALS | | | | | | | | | | | | | |
| 200-300 | 0 | 1266 | 34 | 20 | 0 | 18 | 33 | 1277 | 0 | 0 | 0 | 0 | 2648 |
| 215-315 | 0 | 1332 | 38 | 25 | 0 | 27 | 35 | 1284 | 0 | 0 | 0 | 0 | 2741 |
| 230-330 | 0 | 1353 | 30 | 36 | 0 | 34 | 38 | 1286 | 0 | 0 | 0 | 0 | 2777 |
| 245-345 | 0 | 1424 | 24 | 40 | 0 | 34 | 42 | 1293 | 0 | 0 | 0 | 0 | 2857 |
| 300-400 | 0 | 1466 | 22 | 36 | 0 | 29 | 39 | 1289 | 0 | 0 | 0 | 0 | 2881 |



| PEDESTRIAN COUNTS | | | | |
|--------------------|-----------|----------|-----------|----------|
| PERIOD | NORTH LEG | EAST LEG | SOUTH LEG | WEST LEG |
| 15 MIN COUNTS | | | | |
| 200-215 | 22 | 3 | 0 | 0 |
| 215-230 | 5 | 4 | 0 | 0 |
| 230-245 | 10 | 2 | 0 | 0 |
| 245-300 | 0 | 6 | 0 | 0 |
| 300-315 | 22 | 9 | 0 | 0 |
| 315-330 | 24 | 5 | 0 | 0 |
| 330-345 | 9 | 2 | 0 | 0 |
| 345-400 | 9 | 7 | 0 | 0 |
| HOUR TOTALS | | | | |
| 200-300 | 37 | 15 | 0 | 0 |
| 215-315 | 37 | 21 | 0 | 0 |
| 230-330 | 56 | 22 | 0 | 0 |
| 245-345 | 55 | 22 | 0 | 0 |
| 300-400 | 64 | 23 | 0 | 0 |

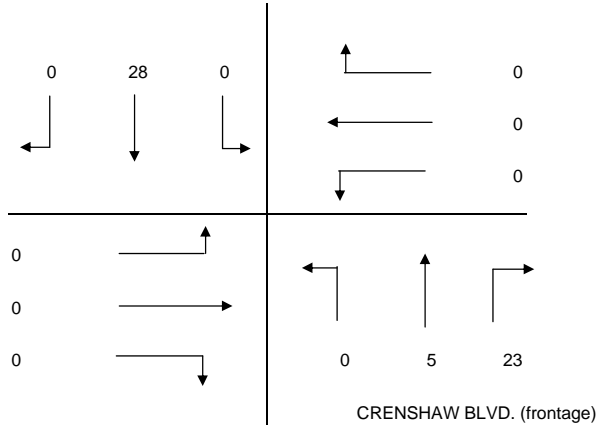
INTERSECTION TURNING MOVEMENT COUNT SUMMARY

CLIENT: FEHRS AND PEERS
 PROJECT: CRENSHAW TRAFFIC COUNTS
 DATE: THURSDAY, FEBRUARY 25, 2010
 PERIOD: 2:00 MD TO 4:00 MD
 INTERSECTION: N/S CRENSHAW BLVD. (frontage)
 E/W 50TH STREET

VEHICLE COUNTS

| 15 MIN COUNTS PERIOD | 1 SBRT | 2 SBTH | 3 SBLT | 4 WBRT | 5 WBTH | 6 WBLT | 7 NBRT | 8 NBTH | 9 NBLT | 10 EBRT | 11 EBTH | 12 EBLT | TOTALS |
|----------------------|--------|--------|--------|--------|--------|--------|--------|--------|--------|---------|---------|---------|--------|
| 200-215 | 0 | 3 | 0 | 0 | 0 | 0 | 2 | 1 | 0 | 0 | 0 | 0 | 6 |
| 215-230 | 0 | 8 | 0 | 0 | 0 | 0 | 5 | 2 | 0 | 0 | 0 | 0 | 15 |
| 230-245 | 0 | 5 | 0 | 0 | 0 | 0 | 2 | 1 | 0 | 0 | 0 | 0 | 8 |
| 245-300 | 0 | 2 | 0 | 0 | 0 | 0 | 5 | 1 | 0 | 0 | 0 | 0 | 8 |
| 300-315 | 0 | 17 | 0 | 0 | 0 | 0 | 3 | 2 | 0 | 0 | 0 | 0 | 22 |
| 315-330 | 0 | 7 | 0 | 0 | 0 | 0 | 9 | 1 | 0 | 0 | 0 | 0 | 17 |
| 330-345 | 0 | 2 | 0 | 0 | 0 | 0 | 6 | 1 | 0 | 0 | 0 | 0 | 9 |
| 345-400 | 0 | 3 | 0 | 0 | 0 | 0 | 2 | 0 | 0 | 0 | 0 | 0 | 5 |
| HOURLY TOTALS | | | | | | | | | | | | | |
| 200-300 | 0 | 18 | 0 | 0 | 0 | 0 | 14 | 5 | 0 | 0 | 0 | 0 | 37 |
| 215-315 | 0 | 32 | 0 | 0 | 0 | 0 | 15 | 6 | 0 | 0 | 0 | 0 | 53 |
| 230-330 | 0 | 31 | 0 | 0 | 0 | 0 | 19 | 5 | 0 | 0 | 0 | 0 | 55 |
| 245-345 | 0 | 28 | 0 | 0 | 0 | 0 | 23 | 5 | 0 | 0 | 0 | 0 | 56 |
| 300-400 | 0 | 29 | 0 | 0 | 0 | 0 | 20 | 4 | 0 | 0 | 0 | 0 | 53 |

MD PEAK HOUR
245-345



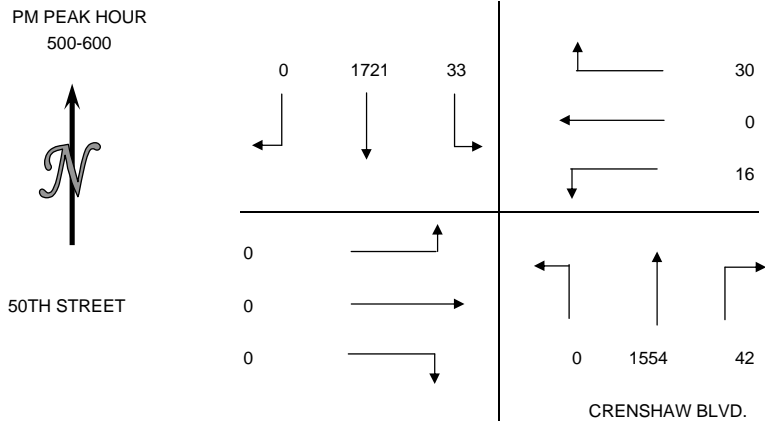
PEDESTRIAN COUNTS

| 15 MIN COUNTS PERIOD | NORTH LEG | EAST LEG | SOUTH LEG | WEST LEG |
|----------------------|-----------|----------|-----------|----------|
| 200-215 | 0 | 0 | 0 | 0 |
| 215-230 | 0 | 0 | 0 | 0 |
| 230-245 | 0 | 0 | 0 | 0 |
| 245-300 | 0 | 0 | 0 | 0 |
| 300-315 | 0 | 0 | 0 | 0 |
| 315-330 | 0 | 0 | 0 | 0 |
| 330-345 | 0 | 0 | 0 | 0 |
| 345-400 | 0 | 0 | 0 | 0 |
| HOURLY TOTALS | | | | |
| 200-300 | 0 | 0 | 0 | 0 |
| 215-315 | 0 | 0 | 0 | 0 |
| 230-330 | 0 | 0 | 0 | 0 |
| 245-345 | 0 | 0 | 0 | 0 |
| 300-400 | 0 | 0 | 0 | 0 |

INTERSECTION TURNING MOVEMENT COUNT SUMMARY

CLIENT: FEHRS AND PEERS
 PROJECT: CRENSHAW TRAFFIC COUNTS
 DATE: THURSDAY, FEBRUARY 25, 2010
 PERIOD: 4:00 PM TO 6:00 PM
 INTERSECTION: N/S CRENSHAW BLVD.
 E/W 50TH STREET

| 15 MIN COUNTS PERIOD | 1 SBRT | 2 SBTH | 3 SBLT | 4 WBRT | 5 WBTH | 6 WBLT | 7 NBRT | 8 NBTH | 9 NBLT | 10 EBRT | 11 EBTH | 12 EBLT | TOTALS |
|----------------------|--------|--------|--------|--------|--------|--------|--------|--------|--------|---------|---------|---------|--------|
| 400-415 | 0 | 368 | 8 | 4 | 0 | 3 | 5 | 347 | 0 | 0 | 0 | 0 | 735 |
| 415-430 | 0 | 388 | 6 | 4 | 0 | 3 | 4 | 356 | 0 | 0 | 0 | 0 | 761 |
| 430-445 | 0 | 418 | 8 | 3 | 0 | 4 | 7 | 351 | 0 | 0 | 0 | 0 | 791 |
| 445-500 | 0 | 419 | 9 | 4 | 0 | 1 | 6 | 339 | 0 | 0 | 0 | 0 | 778 |
| 500-515 | 0 | 403 | 6 | 7 | 0 | 6 | 11 | 343 | 0 | 0 | 0 | 0 | 776 |
| 515-530 | 0 | 436 | 9 | 5 | 0 | 8 | 8 | 350 | 0 | 0 | 0 | 0 | 816 |
| 530-545 | 0 | 439 | 9 | 7 | 0 | 1 | 12 | 441 | 0 | 0 | 0 | 0 | 909 |
| 545-600 | 0 | 443 | 9 | 11 | 0 | 1 | 11 | 420 | 0 | 0 | 0 | 0 | 895 |
| HOUR TOTALS | | | | | | | | | | | | | |
| 400-500 | 0 | 1593 | 31 | 15 | 0 | 11 | 22 | 1393 | 0 | 0 | 0 | 0 | 3065 |
| 415-515 | 0 | 1628 | 29 | 18 | 0 | 14 | 28 | 1389 | 0 | 0 | 0 | 0 | 3106 |
| 430-530 | 0 | 1676 | 32 | 19 | 0 | 19 | 32 | 1383 | 0 | 0 | 0 | 0 | 3161 |
| 445-545 | 0 | 1697 | 33 | 23 | 0 | 16 | 37 | 1473 | 0 | 0 | 0 | 0 | 3279 |
| 500-600 | 0 | 1721 | 33 | 30 | 0 | 16 | 42 | 1554 | 0 | 0 | 0 | 0 | 3396 |



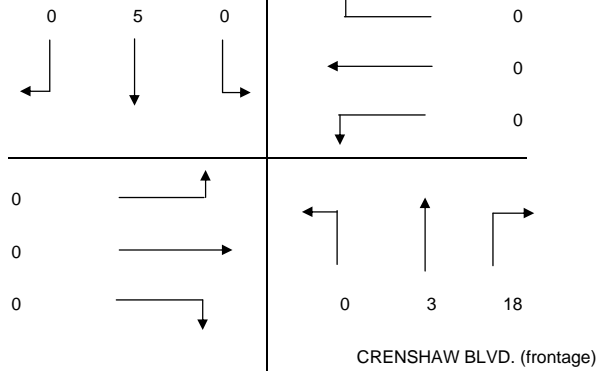
| PEDESTRIAN COUNTS | | | | |
|----------------------|-----------|----------|-----------|----------|
| 15 MIN COUNTS PERIOD | NORTH LEG | EAST LEG | SOUTH LEG | WEST LEG |
| 400-415 | 9 | 0 | 0 | 0 |
| 415-430 | 3 | 4 | 0 | 0 |
| 430-445 | 9 | 4 | 0 | 0 |
| 445-500 | 5 | 5 | 0 | 0 |
| 500-515 | 5 | 6 | 0 | 0 |
| 515-530 | 3 | 2 | 0 | 0 |
| 530-545 | 5 | 3 | 0 | 0 |
| 545-600 | 1 | 0 | 0 | 0 |
| HOUR TOTALS | | | | |
| 400-500 | 26 | 13 | 0 | 0 |
| 415-515 | 22 | 19 | 0 | 0 |
| 430-530 | 22 | 17 | 0 | 0 |
| 445-545 | 18 | 16 | 0 | 0 |
| 500-600 | 14 | 11 | 0 | 0 |

INTERSECTION TURNING MOVEMENT COUNT SUMMARY

CLIENT: FEHRS AND PEERS
 PROJECT: CRENSHAW TRAFFIC COUNTS
 DATE: THURSDAY, FEBRUARY 25, 2010
 PERIOD: 4:00 PM TO 6:00 PM
 INTERSECTION: N/S CRENSHAW BLVD. (frontage)
 E/W 50TH STREET

| 15 MIN COUNTS PERIOD | 1 SBRT | 2 SBTH | 3 SBLT | 4 WBRT | 5 WBTH | 6 WBLT | 7 NBRT | 8 NBTH | 9 NBLT | 10 EBRT | 11 EBTH | 12 EBLT | TOTALS |
|----------------------|--------|--------|--------|--------|--------|--------|--------|--------|--------|---------|---------|---------|--------|
| 400-415 | 0 | 4 | 0 | 0 | 0 | 0 | 6 | 1 | 0 | 0 | 0 | 0 | 11 |
| 415-430 | 0 | 1 | 0 | 0 | 0 | 0 | 1 | 1 | 0 | 0 | 0 | 0 | 3 |
| 430-445 | 0 | 1 | 0 | 0 | 0 | 0 | 3 | 0 | 0 | 0 | 0 | 0 | 4 |
| 445-500 | 0 | 1 | 0 | 0 | 0 | 0 | 3 | 2 | 0 | 0 | 0 | 0 | 6 |
| 500-515 | 0 | 1 | 0 | 0 | 0 | 0 | 6 | 0 | 0 | 0 | 0 | 0 | 7 |
| 515-530 | 0 | 2 | 0 | 0 | 0 | 0 | 2 | 0 | 0 | 0 | 0 | 0 | 4 |
| 530-545 | 0 | 1 | 0 | 0 | 0 | 0 | 7 | 1 | 0 | 0 | 0 | 0 | 9 |
| 545-600 | 0 | 1 | 0 | 0 | 0 | 0 | 5 | 0 | 0 | 0 | 0 | 0 | 6 |
| HOUR TOTALS | | | | | | | | | | | | | |
| 400-500 | 0 | 7 | 0 | 0 | 0 | 0 | 13 | 4 | 0 | 0 | 0 | 0 | 24 |
| 415-515 | 0 | 4 | 0 | 0 | 0 | 0 | 13 | 3 | 0 | 0 | 0 | 0 | 20 |
| 430-530 | 0 | 5 | 0 | 0 | 0 | 0 | 14 | 2 | 0 | 0 | 0 | 0 | 21 |
| 445-545 | 0 | 5 | 0 | 0 | 0 | 0 | 18 | 3 | 0 | 0 | 0 | 0 | 26 |
| 500-600 | 0 | 5 | 0 | 0 | 0 | 0 | 20 | 1 | 0 | 0 | 0 | 0 | 26 |

PM PEAK HOUR
445-545

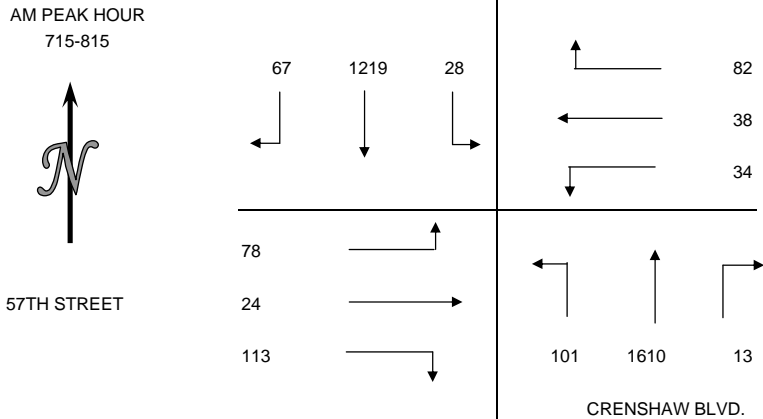


| PEDESTRIAN COUNTS | | | | |
|----------------------|-----------|----------|-----------|----------|
| 15 MIN COUNTS PERIOD | NORTH LEG | EAST LEG | SOUTH LEG | WEST LEG |
| 400-415 | 0 | 0 | 0 | 0 |
| 415-430 | 0 | 0 | 0 | 0 |
| 430-445 | 0 | 0 | 0 | 0 |
| 445-500 | 0 | 0 | 0 | 0 |
| 500-515 | 0 | 0 | 0 | 0 |
| 515-530 | 0 | 0 | 0 | 0 |
| 530-545 | 0 | 0 | 0 | 0 |
| 545-600 | 0 | 0 | 0 | 0 |
| HOUR TOTALS | | | | |
| 400-500 | 0 | 0 | 0 | 0 |
| 415-515 | 0 | 0 | 0 | 0 |
| 430-530 | 0 | 0 | 0 | 0 |
| 445-545 | 0 | 0 | 0 | 0 |
| 500-600 | 0 | 0 | 0 | 0 |

INTERSECTION TURNING MOVEMENT COUNT SUMMARY

CLIENT: FEHRS AND PEERS
 PROJECT: CRENSHAW TRAFFIC COUNTS
 DATE: THURSDAY, FEBRUARY 25, 2010
 PERIOD: 7:00 AM TO 9:00 AM
 INTERSECTION: N/S CRENSHAW BLVD.
 E/W 57TH STREET

| 15 MIN COUNTS PERIOD | 1 SBRT | 2 SBTH | 3 SBLT | 4 WBRT | 5 WBTH | 6 WBLT | 7 NBRT | 8 NBTH | 9 NBLT | 10 EBRT | 11 EBTH | 12 EBLT | TOTALS |
|----------------------|--------|--------|--------|--------|--------|--------|--------|--------|--------|---------|---------|---------|--------|
| 700-715 | 3 | 214 | 4 | 15 | 9 | 4 | 2 | 364 | 6 | 17 | 2 | 11 | 651 |
| 715-730 | 8 | 242 | 7 | 23 | 13 | 5 | 4 | 433 | 16 | 19 | 2 | 13 | 785 |
| 730-745 | 16 | 337 | 2 | 22 | 8 | 19 | 5 | 403 | 39 | 36 | 7 | 28 | 922 |
| 745-800 | 18 | 283 | 9 | 20 | 4 | 6 | 3 | 400 | 21 | 29 | 7 | 23 | 823 |
| 800-815 | 25 | 357 | 10 | 17 | 13 | 4 | 1 | 374 | 25 | 29 | 8 | 14 | 877 |
| 815-830 | 13 | 251 | 5 | 13 | 5 | 5 | 2 | 369 | 8 | 14 | 9 | 16 | 710 |
| 830-845 | 10 | 237 | 11 | 14 | 5 | 0 | 3 | 326 | 9 | 11 | 4 | 14 | 644 |
| 845-900 | 7 | 212 | 13 | 8 | 7 | 3 | 3 | 317 | 7 | 7 | 7 | 10 | 601 |
| HOUR TOTALS | | | | | | | | | | | | | |
| 700-800 | 45 | 1076 | 22 | 80 | 34 | 34 | 14 | 1600 | 82 | 101 | 18 | 75 | 3181 |
| 715-815 | 67 | 1219 | 28 | 82 | 38 | 34 | 13 | 1610 | 101 | 113 | 24 | 78 | 3407 |
| 730-830 | 72 | 1228 | 26 | 72 | 30 | 34 | 11 | 1546 | 93 | 108 | 31 | 81 | 3332 |
| 745-845 | 66 | 1128 | 35 | 64 | 27 | 15 | 9 | 1469 | 63 | 83 | 28 | 67 | 3054 |
| 800-900 | 55 | 1057 | 39 | 52 | 30 | 12 | 9 | 1386 | 49 | 61 | 28 | 54 | 2832 |



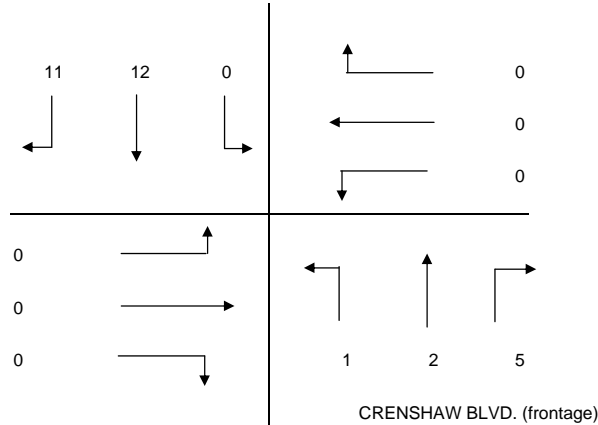
| PEDESTRIAN COUNTS | | | | |
|--------------------|-----------|----------|-----------|----------|
| PERIOD | NORTH LEG | EAST LEG | SOUTH LEG | WEST LEG |
| 700-715 | 5 | 8 | 2 | 4 |
| 715-730 | 2 | 12 | 6 | 5 |
| 730-745 | 2 | 22 | 2 | 14 |
| 745-800 | 3 | 18 | 2 | 9 |
| 800-815 | 0 | 9 | 1 | 5 |
| 815-830 | 4 | 10 | 1 | 5 |
| 830-845 | 3 | 11 | 1 | 1 |
| 845-900 | 7 | 7 | 2 | 7 |
| HOUR TOTALS | | | | |
| 700-800 | 12 | 60 | 12 | 32 |
| 715-815 | 7 | 61 | 11 | 33 |
| 730-830 | 9 | 59 | 6 | 33 |
| 745-845 | 10 | 48 | 5 | 20 |
| 800-900 | 14 | 37 | 5 | 18 |

INTERSECTION TURNING MOVEMENT COUNT SUMMARY

CLIENT: FEHRS AND PEERS
 PROJECT: CRENSHAW TRAFFIC COUNTS
 DATE: THURSDAY, FEBRUARY 25, 2010
 PERIOD: 7:00 AM TO 9:00 AM
 INTERSECTION: N/S CRENSHAW BLVD. (frontage)
 E/W 57TH STREET

| 15 MIN COUNTS PERIOD | 1 SBRT | 2 SBTH | 3 SBLT | 4 WBRT | 5 WBTH | 6 WBLT | 7 NBRT | 8 NBTH | 9 NBLT | 10 EBRT | 11 EBTH | 12 EBLT | TOTALS |
|----------------------|--------|--------|--------|--------|--------|--------|--------|--------|--------|---------|---------|---------|--------|
| 700-715 | 1 | 1 | 0 | 0 | 0 | 0 | 0 | 1 | 0 | 0 | 0 | 0 | 3 |
| 715-730 | 0 | 0 | 0 | 0 | 0 | 0 | 2 | 2 | 0 | 0 | 0 | 0 | 4 |
| 730-745 | 0 | 0 | 0 | 0 | 0 | 0 | 0 | 2 | 0 | 0 | 0 | 0 | 2 |
| 745-800 | 6 | 2 | 0 | 0 | 0 | 0 | 3 | 1 | 0 | 0 | 0 | 0 | 12 |
| 800-815 | 1 | 3 | 0 | 0 | 0 | 0 | 0 | 0 | 1 | 0 | 0 | 0 | 5 |
| 815-830 | 0 | 0 | 0 | 0 | 0 | 0 | 0 | 1 | 0 | 0 | 0 | 0 | 1 |
| 830-845 | 3 | 5 | 0 | 0 | 0 | 0 | 1 | 0 | 0 | 0 | 0 | 0 | 9 |
| 845-900 | 7 | 4 | 0 | 0 | 0 | 0 | 4 | 1 | 0 | 0 | 0 | 0 | 16 |
| HOUR TOTALS | | | | | | | | | | | | | |
| 700-800 | 7 | 3 | 0 | 0 | 0 | 0 | 5 | 6 | 0 | 0 | 0 | 0 | 21 |
| 715-815 | 7 | 5 | 0 | 0 | 0 | 0 | 5 | 5 | 1 | 0 | 0 | 0 | 23 |
| 730-830 | 7 | 5 | 0 | 0 | 0 | 0 | 3 | 4 | 1 | 0 | 0 | 0 | 20 |
| 745-845 | 10 | 10 | 0 | 0 | 0 | 0 | 4 | 2 | 1 | 0 | 0 | 0 | 27 |
| 800-900 | 11 | 12 | 0 | 0 | 0 | 0 | 5 | 2 | 1 | 0 | 0 | 0 | 31 |

AM PEAK HOUR
800-900

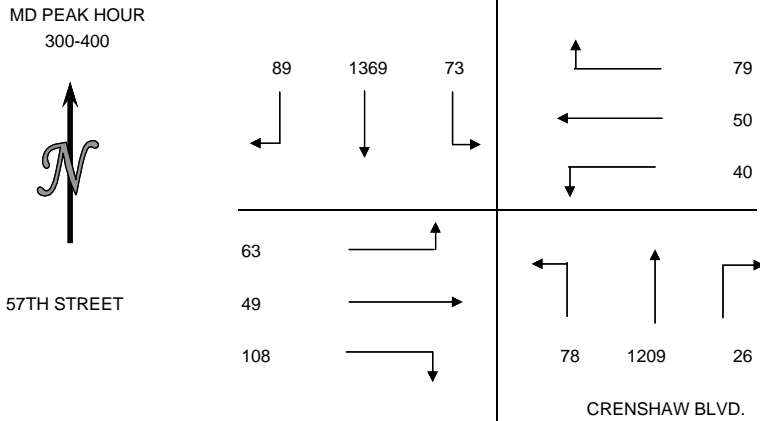


| PEDESTRIAN COUNTS | | | | |
|----------------------|-----------|----------|-----------|----------|
| 15 MIN COUNTS PERIOD | NORTH LEG | EAST LEG | SOUTH LEG | WEST LEG |
| 700-715 | 0 | 0 | 0 | 0 |
| 715-730 | 0 | 0 | 0 | 0 |
| 730-745 | 0 | 0 | 0 | 0 |
| 745-800 | 0 | 0 | 0 | 0 |
| 800-815 | 0 | 0 | 0 | 0 |
| 815-830 | 0 | 0 | 0 | 0 |
| 830-845 | 0 | 0 | 0 | 0 |
| 845-900 | 0 | 0 | 0 | 0 |
| HOUR TOTALS | | | | |
| 700-800 | 0 | 0 | 0 | 0 |
| 715-815 | 0 | 0 | 0 | 0 |
| 730-830 | 0 | 0 | 0 | 0 |
| 745-845 | 0 | 0 | 0 | 0 |
| 800-900 | 0 | 0 | 0 | 0 |

INTERSECTION TURNING MOVEMENT COUNT SUMMARY

CLIENT: FEHRS AND PEERS
 PROJECT: CRENSHAW TRAFFIC COUNTS
 DATE: THURSDAY, FEBRUARY 25, 2010
 PERIOD: 2:00 MD TO 4:00 MD
 INTERSECTION: N/S CRENSHAW BLVD.
 E/W 57TH STREET

| 15 MIN COUNTS PERIOD | 1 SBRT | 2 SBTH | 3 SBLT | 4 WBRT | 5 WBTH | 6 WBLT | 7 NBRT | 8 NBTH | 9 NBLT | 10 EBRT | 11 EBTH | 12 EBLT | TOTALS |
|----------------------|--------|--------|--------|--------|--------|--------|--------|--------|--------|---------|---------|---------|--------|
| 200-215 | 10 | 273 | 11 | 13 | 8 | 8 | 8 | 296 | 25 | 22 | 2 | 18 | 694 |
| 215-230 | 15 | 303 | 8 | 22 | 4 | 4 | 2 | 259 | 21 | 11 | 8 | 17 | 674 |
| 230-245 | 9 | 300 | 17 | 16 | 8 | 5 | 4 | 321 | 13 | 22 | 7 | 12 | 734 |
| 245-300 | 19 | 321 | 13 | 13 | 14 | 9 | 3 | 289 | 13 | 23 | 6 | 17 | 740 |
| 300-315 | 10 | 286 | 18 | 19 | 12 | 4 | 5 | 324 | 19 | 22 | 9 | 10 | 738 |
| 315-330 | 27 | 389 | 16 | 26 | 16 | 15 | 7 | 303 | 17 | 27 | 12 | 18 | 873 |
| 330-345 | 22 | 336 | 18 | 16 | 11 | 10 | 6 | 290 | 18 | 28 | 15 | 11 | 781 |
| 345-400 | 30 | 358 | 21 | 18 | 11 | 11 | 8 | 292 | 24 | 31 | 13 | 24 | 841 |
| HOUR TOTALS | | | | | | | | | | | | | |
| 200-300 | 53 | 1197 | 49 | 64 | 34 | 26 | 17 | 1165 | 72 | 78 | 23 | 64 | 2842 |
| 215-315 | 53 | 1210 | 56 | 70 | 38 | 22 | 14 | 1193 | 66 | 78 | 30 | 56 | 2886 |
| 230-330 | 65 | 1296 | 64 | 74 | 50 | 33 | 19 | 1237 | 62 | 94 | 34 | 57 | 3085 |
| 245-345 | 78 | 1332 | 65 | 74 | 53 | 38 | 21 | 1206 | 67 | 100 | 42 | 56 | 3132 |
| 300-400 | 89 | 1369 | 73 | 79 | 50 | 40 | 26 | 1209 | 78 | 108 | 49 | 63 | 3233 |



| PEDESTRIAN COUNTS | | | | |
|----------------------|-----------|----------|-----------|----------|
| 15 MIN COUNTS PERIOD | NORTH LEG | EAST LEG | SOUTH LEG | WEST LEG |
| 200-215 | 5 | 20 | 2 | 7 |
| 215-230 | 5 | 11 | 2 | 3 |
| 230-245 | 6 | 20 | 3 | 6 |
| 245-300 | 4 | 5 | 1 | 3 |
| 300-315 | 7 | 18 | 4 | 4 |
| 315-330 | 7 | 24 | 5 | 8 |
| 330-345 | 2 | 15 | 3 | 5 |
| 345-400 | 3 | 18 | 10 | 25 |
| HOUR TOTALS | | | | |
| 200-300 | 20 | 56 | 8 | 19 |
| 215-315 | 22 | 54 | 10 | 16 |
| 230-330 | 24 | 67 | 13 | 21 |
| 245-345 | 20 | 62 | 13 | 20 |
| 300-400 | 19 | 75 | 22 | 42 |

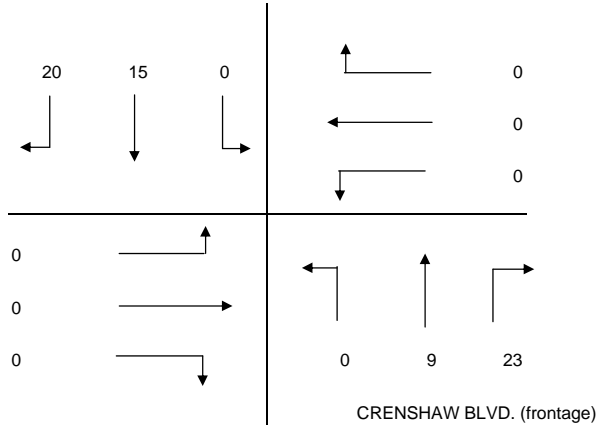
INTERSECTION TURNING MOVEMENT COUNT SUMMARY

CLIENT: FEHRS AND PEERS
 PROJECT: CRENSHAW TRAFFIC COUNTS
 DATE: THURSDAY, FEBRUARY 25, 2010
 PERIOD: 2:00 MD TO 4:00 MD
 INTERSECTION: N/S CRENSHAW BLVD. (frontage)
 E/W 57TH STREET

VEHICLE COUNTS

| 15 MIN COUNTS PERIOD | 1 SBRT | 2 SBTH | 3 SBLT | 4 WBRT | 5 WBTH | 6 WBLT | 7 NBRT | 8 NBTH | 9 NBLT | 10 EBRT | 11 EBTH | 12 EBLT | TOTALS |
|----------------------|--------|--------|--------|--------|--------|--------|--------|--------|--------|---------|---------|---------|--------|
| 200-215 | 4 | 3 | 0 | 0 | 0 | 0 | 5 | 2 | 0 | 0 | 0 | 0 | 14 |
| 215-230 | 2 | 3 | 0 | 0 | 0 | 0 | 6 | 1 | 0 | 0 | 0 | 0 | 12 |
| 230-245 | 2 | 3 | 0 | 0 | 0 | 0 | 4 | 2 | 0 | 0 | 0 | 0 | 11 |
| 245-300 | 1 | 6 | 0 | 0 | 0 | 0 | 1 | 0 | 0 | 0 | 0 | 0 | 8 |
| 300-315 | 0 | 4 | 0 | 0 | 0 | 0 | 4 | 2 | 0 | 0 | 0 | 0 | 10 |
| 315-330 | 3 | 4 | 0 | 0 | 0 | 0 | 4 | 0 | 0 | 0 | 0 | 0 | 11 |
| 330-345 | 8 | 3 | 0 | 0 | 0 | 0 | 7 | 4 | 0 | 0 | 0 | 0 | 22 |
| 345-400 | 9 | 4 | 0 | 0 | 0 | 0 | 8 | 3 | 0 | 0 | 0 | 0 | 24 |
| HOURLY TOTALS | | | | | | | | | | | | | |
| 200-300 | 9 | 15 | 0 | 0 | 0 | 0 | 16 | 5 | 0 | 0 | 0 | 0 | 45 |
| 215-315 | 5 | 16 | 0 | 0 | 0 | 0 | 15 | 5 | 0 | 0 | 0 | 0 | 41 |
| 230-330 | 6 | 17 | 0 | 0 | 0 | 0 | 13 | 4 | 0 | 0 | 0 | 0 | 40 |
| 245-345 | 12 | 17 | 0 | 0 | 0 | 0 | 16 | 6 | 0 | 0 | 0 | 0 | 51 |
| 300-400 | 20 | 15 | 0 | 0 | 0 | 0 | 23 | 9 | 0 | 0 | 0 | 0 | 67 |

MD PEAK HOUR
300-400



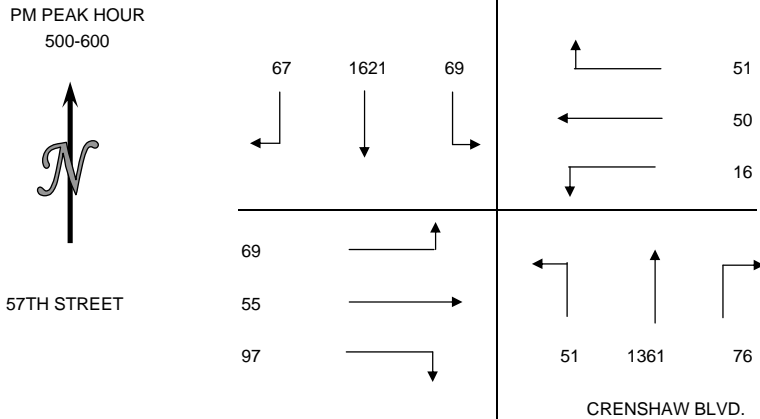
PEDESTRIAN COUNTS

| 15 MIN COUNTS PERIOD | NORTH LEG | EAST LEG | SOUTH LEG | WEST LEG |
|----------------------|-----------|----------|-----------|----------|
| 200-215 | 0 | 0 | 0 | 0 |
| 215-230 | 0 | 0 | 0 | 0 |
| 230-245 | 0 | 0 | 0 | 0 |
| 245-300 | 0 | 0 | 0 | 0 |
| 300-315 | 0 | 0 | 0 | 0 |
| 315-330 | 0 | 0 | 0 | 0 |
| 330-345 | 0 | 0 | 0 | 0 |
| 345-400 | 0 | 0 | 0 | 0 |
| HOURLY TOTALS | | | | |
| 200-300 | 0 | 0 | 0 | 0 |
| 215-315 | 0 | 0 | 0 | 0 |
| 230-330 | 0 | 0 | 0 | 0 |
| 245-345 | 0 | 0 | 0 | 0 |
| 300-400 | 0 | 0 | 0 | 0 |

INTERSECTION TURNING MOVEMENT COUNT SUMMARY

CLIENT: FEHRS AND PEERS
 PROJECT: CRENSHAW TRAFFIC COUNTS
 DATE: THURSDAY, FEBRUARY 25, 2010
 PERIOD: 4:00 PM TO 6:00 PM
 INTERSECTION: N/S CRENSHAW BLVD.
 E/W 57TH STREET

| 15 MIN COUNTS PERIOD | 1 SBRT | 2 SBTH | 3 SBLT | 4 WBRT | 5 WBTH | 6 WBLT | 7 NBRT | 8 NBTH | 9 NBLT | 10 EBRT | 11 EBTH | 12 EBLT | TOTALS |
|----------------------|--------|--------|--------|--------|--------|--------|--------|--------|--------|---------|---------|---------|--------|
| 400-415 | 26 | 324 | 16 | 21 | 15 | 6 | 6 | 255 | 27 | 29 | 17 | 15 | 757 |
| 415-430 | 18 | 343 | 21 | 9 | 11 | 9 | 4 | 319 | 12 | 28 | 15 | 21 | 810 |
| 430-445 | 18 | 378 | 19 | 17 | 19 | 9 | 7 | 293 | 8 | 22 | 11 | 16 | 817 |
| 445-500 | 23 | 386 | 12 | 20 | 10 | 6 | 6 | 296 | 17 | 27 | 8 | 19 | 830 |
| 500-515 | 16 | 431 | 13 | 9 | 11 | 3 | 5 | 296 | 9 | 27 | 13 | 13 | 846 |
| 515-530 | 11 | 350 | 19 | 12 | 14 | 1 | 8 | 333 | 22 | 20 | 14 | 21 | 825 |
| 530-545 | 11 | 435 | 20 | 12 | 17 | 7 | 33 | 377 | 10 | 30 | 22 | 13 | 987 |
| 545-600 | 29 | 405 | 17 | 18 | 8 | 5 | 30 | 355 | 10 | 20 | 6 | 22 | 925 |
| HOUR TOTALS | | | | | | | | | | | | | |
| 400-500 | 85 | 1431 | 68 | 67 | 55 | 30 | 23 | 1163 | 64 | 106 | 51 | 71 | 3214 |
| 415-515 | 75 | 1538 | 65 | 55 | 51 | 27 | 22 | 1204 | 46 | 104 | 47 | 69 | 3303 |
| 430-530 | 68 | 1545 | 63 | 58 | 54 | 19 | 26 | 1218 | 56 | 96 | 46 | 69 | 3318 |
| 445-545 | 61 | 1602 | 64 | 53 | 52 | 17 | 52 | 1302 | 58 | 104 | 57 | 66 | 3488 |
| 500-600 | 67 | 1621 | 69 | 51 | 50 | 16 | 76 | 1361 | 51 | 97 | 55 | 69 | 3583 |

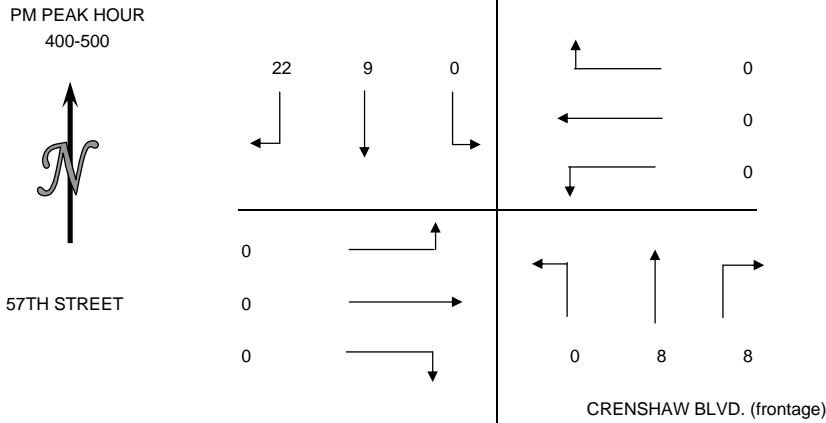


| PEDESTRIAN COUNTS | | | | |
|--------------------|-----------|----------|-----------|----------|
| PERIOD | NORTH LEG | EAST LEG | SOUTH LEG | WEST LEG |
| 15 MIN COUNTS | | | | |
| 400-415 | 5 | 16 | 1 | 10 |
| 415-430 | 9 | 9 | 3 | 6 |
| 430-445 | 4 | 10 | 1 | 7 |
| 445-500 | 10 | 12 | 2 | 9 |
| 500-515 | 3 | 13 | 0 | 2 |
| 515-530 | 2 | 6 | 1 | 5 |
| 530-545 | 1 | 12 | 1 | 4 |
| 545-600 | 3 | 7 | 0 | 2 |
| HOUR TOTALS | | | | |
| 400-500 | 28 | 47 | 7 | 32 |
| 415-515 | 26 | 44 | 6 | 24 |
| 430-530 | 19 | 41 | 4 | 23 |
| 445-545 | 16 | 43 | 4 | 20 |
| 500-600 | 9 | 38 | 2 | 13 |

INTERSECTION TURNING MOVEMENT COUNT SUMMARY

CLIENT: FEHRS AND PEERS
 PROJECT: CRENSHAW TRAFFIC COUNTS
 DATE: THURSDAY, FEBRUARY 25, 2010
 PERIOD: 4:00 PM TO 6:00 PM
 INTERSECTION: N/S CRENSHAW BLVD. (frontage)
 E/W 57TH STREET

| 15 MIN COUNTS PERIOD | 1 SBRT | 2 SBTH | 3 SBLT | 4 WBRT | 5 WBTH | 6 WBLT | 7 NBRT | 8 NBTH | 9 NBLT | 10 EBRT | 11 EBTH | 12 EBLT | TOTALS |
|----------------------|--------|--------|--------|--------|--------|--------|--------|--------|--------|---------|---------|---------|--------|
| 400-415 | 6 | 3 | 0 | 0 | 0 | 0 | 3 | 3 | 0 | 0 | 0 | 0 | 15 |
| 415-430 | 8 | 1 | 0 | 0 | 0 | 0 | 1 | 2 | 0 | 0 | 0 | 0 | 12 |
| 430-445 | 4 | 3 | 0 | 0 | 0 | 0 | 2 | 2 | 0 | 0 | 0 | 0 | 11 |
| 445-500 | 4 | 2 | 0 | 0 | 0 | 0 | 2 | 1 | 0 | 0 | 0 | 0 | 9 |
| 500-515 | 5 | 0 | 0 | 0 | 0 | 0 | 5 | 1 | 0 | 0 | 0 | 0 | 11 |
| 515-530 | 2 | 1 | 0 | 0 | 0 | 0 | 4 | 1 | 0 | 0 | 0 | 0 | 8 |
| 530-545 | 3 | 2 | 0 | 0 | 0 | 0 | 4 | 2 | 0 | 0 | 0 | 0 | 11 |
| 545-600 | 2 | 5 | 1 | 0 | 0 | 0 | 2 | 1 | 0 | 0 | 0 | 0 | 11 |
| HOUR TOTALS | | | | | | | | | | | | | |
| 400-500 | 22 | 9 | 0 | 0 | 0 | 0 | 8 | 8 | 0 | 0 | 0 | 0 | 47 |
| 415-515 | 21 | 6 | 0 | 0 | 0 | 0 | 10 | 6 | 0 | 0 | 0 | 0 | 43 |
| 430-530 | 15 | 6 | 0 | 0 | 0 | 0 | 13 | 5 | 0 | 0 | 0 | 0 | 39 |
| 445-545 | 14 | 5 | 0 | 0 | 0 | 0 | 15 | 5 | 0 | 0 | 0 | 0 | 39 |
| 500-600 | 12 | 8 | 1 | 0 | 0 | 0 | 15 | 5 | 0 | 0 | 0 | 0 | 41 |

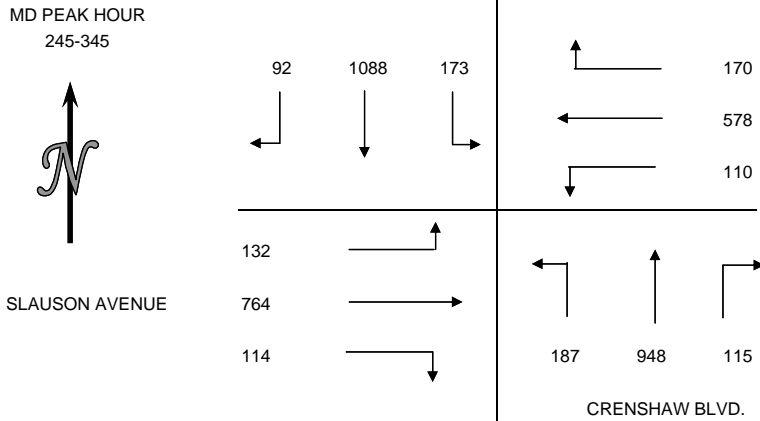


| PEDESTRIAN COUNTS | | | | |
|----------------------|-----------|----------|-----------|----------|
| 15 MIN COUNTS PERIOD | NORTH LEG | EAST LEG | SOUTH LEG | WEST LEG |
| 400-415 | 0 | 0 | 0 | 0 |
| 415-430 | 0 | 0 | 0 | 0 |
| 430-445 | 0 | 0 | 0 | 0 |
| 445-500 | 0 | 0 | 0 | 0 |
| 500-515 | 0 | 0 | 0 | 0 |
| 515-530 | 0 | 0 | 0 | 0 |
| 530-545 | 0 | 0 | 0 | 0 |
| 545-600 | 0 | 0 | 0 | 0 |
| HOUR TOTALS | | | | |
| 400-500 | 0 | 0 | 0 | 0 |
| 415-515 | 0 | 0 | 0 | 0 |
| 430-530 | 0 | 0 | 0 | 0 |
| 445-545 | 0 | 0 | 0 | 0 |
| 500-600 | 0 | 0 | 0 | 0 |

INTERSECTION TURNING MOVEMENT COUNT SUMMARY

CLIENT: FEHRS AND PEERS
 PROJECT: CRENSHAW TRAFFIC COUNTS
 DATE: TUESDAY, MARCH 2, 2010
 PERIOD: 2:00 MD TO 4:00 MD
 INTERSECTION: N/S CRENSHAW BLVD.
 E/W SLAUSON AVENUE

| 15 MIN COUNTS PERIOD | 1 SBRT | 2 SBTH | 3 SBLT | 4 WBRT | 5 WBTH | 6 WBLT | 7 NBRT | 8 NBTH | 9 NBLT | 10 EBRT | 11 EBTH | 12 EBLT | TOTALS |
|----------------------|--------|--------|--------|--------|--------|--------|--------|--------|--------|---------|---------|---------|--------|
| 200-215 | 24 | 227 | 52 | 29 | 134 | 15 | 35 | 212 | 48 | 26 | 195 | 23 | 1020 |
| 215-230 | 29 | 206 | 50 | 50 | 128 | 25 | 28 | 229 | 60 | 33 | 163 | 27 | 1028 |
| 230-245 | 18 | 220 | 51 | 51 | 137 | 25 | 25 | 237 | 64 | 23 | 165 | 11 | 1027 |
| 245-300 | 19 | 255 | 47 | 49 | 152 | 25 | 30 | 218 | 58 | 36 | 174 | 34 | 1097 |
| 300-315 | 28 | 267 | 43 | 50 | 134 | 33 | 35 | 269 | 40 | 21 | 192 | 20 | 1132 |
| 315-330 | 17 | 273 | 32 | 28 | 145 | 24 | 27 | 256 | 45 | 23 | 203 | 20 | 1093 |
| 330-345 | 28 | 293 | 51 | 43 | 147 | 28 | 23 | 205 | 44 | 34 | 195 | 58 | 1149 |
| 345-400 | 21 | 262 | 41 | 59 | 126 | 30 | 41 | 211 | 44 | 20 | 187 | 37 | 1079 |
| HOUR TOTALS | | | | | | | | | | | | | |
| 200-300 | 90 | 908 | 200 | 179 | 551 | 90 | 118 | 896 | 230 | 118 | 697 | 95 | 4172 |
| 215-315 | 94 | 948 | 191 | 200 | 551 | 108 | 118 | 953 | 222 | 113 | 694 | 92 | 4284 |
| 230-330 | 82 | 1015 | 173 | 178 | 568 | 107 | 117 | 980 | 207 | 103 | 734 | 85 | 4349 |
| 245-345 | 92 | 1088 | 173 | 170 | 578 | 110 | 115 | 948 | 187 | 114 | 764 | 132 | 4471 |
| 300-400 | 94 | 1095 | 167 | 180 | 552 | 115 | 126 | 941 | 173 | 98 | 777 | 135 | 4453 |



| PEDESTRIAN COUNTS | | | | |
|--------------------------|-----------|----------|-----------|----------|
| 15 MIN COUNTS PERIOD | NORTH LEG | EAST LEG | SOUTH LEG | WEST LEG |
| 200-215 | 19 | 26 | 42 | 32 |
| 215-230 | 17 | 27 | 33 | 10 |
| 230-245 | 24 | 24 | 40 | 28 |
| 245-300 | 21 | 7 | 38 | 38 |
| 300-315 | 28 | 2 | 58 | 14 |
| 315-330 | 26 | 36 | 61 | 37 |
| 330-345 | 25 | 26 | 58 | 41 |
| 345-400 | 34 | 21 | 61 | 44 |
| HOUR TOTALS | | | | |
| 200-300 | 81 | 84 | 153 | 108 |
| 215-315 | 90 | 60 | 169 | 90 |
| 230-330 | 99 | 69 | 197 | 117 |
| 245-345 | 100 | 71 | 215 | 130 |
| 300-400 | 113 | 85 | 238 | 136 |

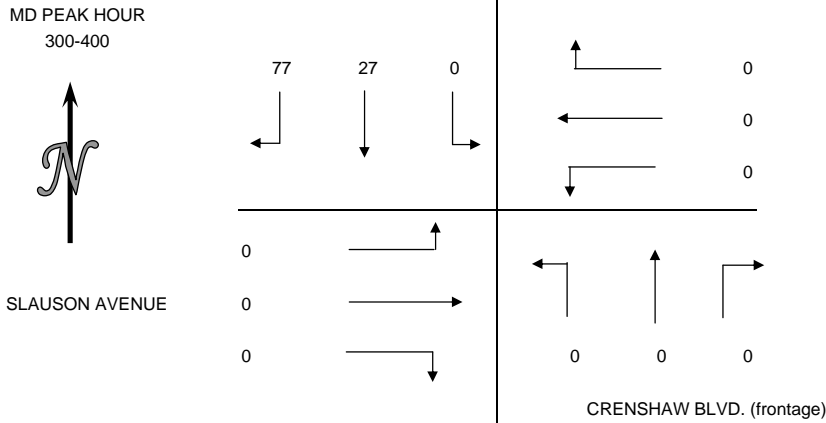
WILTEC

Phone: (626) 564-1944 Fax: (626) 564-0969

INTERSECTION TURNING MOVEMENT COUNT SUMMARY

CLIENT: FEHRS AND PEERS
 PROJECT: CRENSHAW TRAFFIC COUNTS
 DATE: TUESDAY, MARCH 2, 2010
 PERIOD: 2:00 MD TO 4:00 MD
 INTERSECTION: N/S CRENSHAW BLVD. (frontage)
 E/W SLAUSON AVENUE

| 15 MIN COUNTS PERIOD | 1 SBRT | 2 SBTH | 3 SBLT | 4 WBRT | 5 WBTH | 6 WBLT | 7 NBRT | 8 NBTH | 9 NBLT | 10 EBRT | 11 EBTH | 12 EBLT | TOTALS |
|----------------------|--------|--------|--------|--------|--------|--------|--------|--------|--------|---------|---------|---------|--------|
| 200-215 | 4 | 1 | 0 | 0 | 0 | 0 | 0 | 0 | 0 | 0 | 0 | 0 | 5 |
| 215-230 | 8 | 4 | 0 | 0 | 0 | 0 | 0 | 0 | 0 | 0 | 0 | 0 | 12 |
| 230-245 | 4 | 0 | 0 | 0 | 0 | 0 | 0 | 0 | 0 | 0 | 0 | 0 | 4 |
| 245-300 | 12 | 3 | 0 | 0 | 0 | 0 | 0 | 0 | 0 | 0 | 0 | 0 | 15 |
| 300-315 | 8 | 4 | 0 | 0 | 0 | 0 | 0 | 0 | 0 | 0 | 0 | 0 | 12 |
| 315-330 | 21 | 10 | 0 | 0 | 0 | 0 | 0 | 0 | 0 | 0 | 0 | 0 | 31 |
| 330-345 | 21 | 2 | 0 | 0 | 0 | 0 | 0 | 0 | 0 | 0 | 0 | 0 | 23 |
| 345-400 | 27 | 11 | 0 | 0 | 0 | 0 | 0 | 0 | 0 | 0 | 0 | 0 | 38 |
| HOURLY TOTALS | | | | | | | | | | | | | |
| 200-300 | 28 | 8 | 0 | 0 | 0 | 0 | 0 | 0 | 0 | 0 | 0 | 0 | 36 |
| 215-315 | 32 | 11 | 0 | 0 | 0 | 0 | 0 | 0 | 0 | 0 | 0 | 0 | 43 |
| 230-330 | 45 | 17 | 0 | 0 | 0 | 0 | 0 | 0 | 0 | 0 | 0 | 0 | 62 |
| 245-345 | 62 | 19 | 0 | 0 | 0 | 0 | 0 | 0 | 0 | 0 | 0 | 0 | 81 |
| 300-400 | 77 | 27 | 0 | 0 | 0 | 0 | 0 | 0 | 0 | 0 | 0 | 0 | 104 |

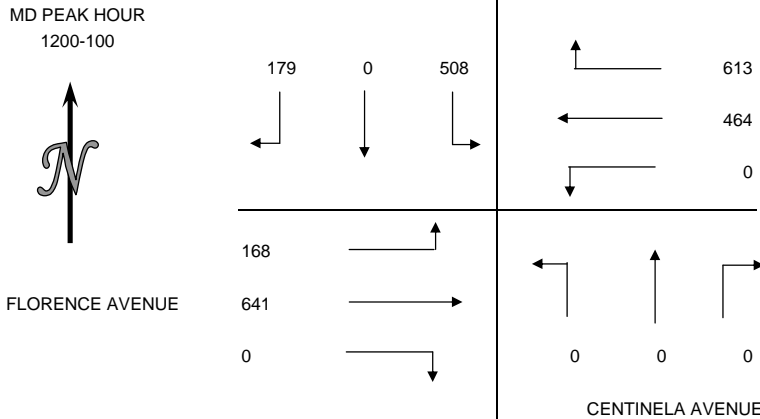


| PEDESTRIAN COUNTS | | | | |
|----------------------|-----------|----------|-----------|----------|
| 15 MIN COUNTS PERIOD | NORTH LEG | EAST LEG | SOUTH LEG | WEST LEG |
| 200-215 | 0 | 0 | 0 | 0 |
| 215-230 | 0 | 0 | 0 | 0 |
| 230-245 | 0 | 0 | 0 | 0 |
| 245-300 | 0 | 0 | 0 | 0 |
| 300-315 | 0 | 0 | 0 | 0 |
| 315-330 | 0 | 0 | 0 | 0 |
| 330-345 | 0 | 0 | 0 | 0 |
| 345-400 | 0 | 0 | 0 | 0 |
| HOURLY TOTALS | | | | |
| 200-300 | 0 | 0 | 0 | 0 |
| 215-315 | 0 | 0 | 0 | 0 |
| 230-330 | 0 | 0 | 0 | 0 |
| 245-345 | 0 | 0 | 0 | 0 |
| 300-400 | 0 | 0 | 0 | 0 |

INTERSECTION TURNING MOVEMENT COUNT SUMMARY

CLIENT: FEHRS AND PEERS
 PROJECT: CRENSHAW TRAFFIC COUNTS
 DATE: SUNDAY, FEBRUARY 28, 2010
 PERIOD: 11:00 MD TO 1:00 MD
 INTERSECTION: N/S CENTINELA AVENUE
 E/W FLORENCE AVENUE

| 15 MIN COUNTS PERIOD | 1 SBRT | 2 SBTH | 3 SBLT | 4 WBRT | 5 WBTH | 6 WBLT | 7 NBRT | 8 NBTH | 9 NBLT | 10 EBRT | 11 EBTH | 12 EBLT | TOTALS |
|----------------------|--------|--------|--------|--------|--------|--------|--------|--------|--------|---------|---------|---------|--------|
| 1100-1115 | 23 | 0 | 60 | 81 | 62 | 0 | 0 | 0 | 0 | 0 | 61 | 18 | 305 |
| 1115-1130 | 28 | 0 | 79 | 91 | 74 | 0 | 0 | 0 | 0 | 0 | 77 | 20 | 369 |
| 1130-1145 | 45 | 0 | 121 | 107 | 99 | 0 | 0 | 0 | 0 | 0 | 106 | 32 | 510 |
| 1145-1200 | 45 | 0 | 107 | 118 | 119 | 0 | 0 | 0 | 0 | 0 | 113 | 36 | 538 |
| 1200-1215 | 31 | 0 | 131 | 144 | 116 | 0 | 0 | 0 | 0 | 0 | 137 | 46 | 605 |
| 1215-1230 | 34 | 0 | 145 | 121 | 109 | 0 | 0 | 0 | 0 | 0 | 139 | 34 | 582 |
| 1230-1245 | 47 | 0 | 116 | 162 | 135 | 0 | 0 | 0 | 0 | 0 | 197 | 41 | 698 |
| 1245-100 | 67 | 0 | 116 | 186 | 104 | 0 | 0 | 0 | 0 | 0 | 168 | 47 | 688 |
| HOUR TOTALS | | | | | | | | | | | | | |
| 100-1200 | 141 | 0 | 367 | 397 | 354 | 0 | 0 | 0 | 0 | 0 | 357 | 106 | 1722 |
| 1115-1215 | 149 | 0 | 438 | 460 | 408 | 0 | 0 | 0 | 0 | 0 | 433 | 134 | 2022 |
| 1130-1230 | 155 | 0 | 504 | 490 | 443 | 0 | 0 | 0 | 0 | 0 | 495 | 148 | 2235 |
| 1145-1245 | 157 | 0 | 499 | 545 | 479 | 0 | 0 | 0 | 0 | 0 | 586 | 157 | 2423 |
| 1200-100 | 179 | 0 | 508 | 613 | 464 | 0 | 0 | 0 | 0 | 0 | 641 | 168 | 2573 |



| PEDESTRIAN COUNTS | | | | |
|--------------------|-----------|----------|-----------|----------|
| PERIOD | NORTH LEG | EAST LEG | SOUTH LEG | WEST LEG |
| 1100-1115 | 2 | 0 | 0 | 3 |
| 1115-1130 | 2 | 0 | 0 | 1 |
| 1130-1145 | 5 | 0 | 0 | 8 |
| 1145-1200 | 1 | 0 | 0 | 2 |
| 1200-1215 | 2 | 0 | 1 | 11 |
| 1215-1230 | 2 | 0 | 0 | 6 |
| 1230-1245 | 3 | 0 | 0 | 15 |
| 1245-100 | 4 | 0 | 0 | 14 |
| HOUR TOTALS | | | | |
| 100-1200 | 10 | 0 | 0 | 14 |
| 1115-1215 | 10 | 0 | 1 | 22 |
| 1130-1230 | 10 | 0 | 1 | 27 |
| 1145-1245 | 8 | 0 | 1 | 34 |
| 1200-100 | 11 | 0 | 1 | 46 |