

Mobility. Environment. Community. Economy. Technology.



I-710 Corridor Project EIR/EIS

metro.net

Goods Movement Introduction

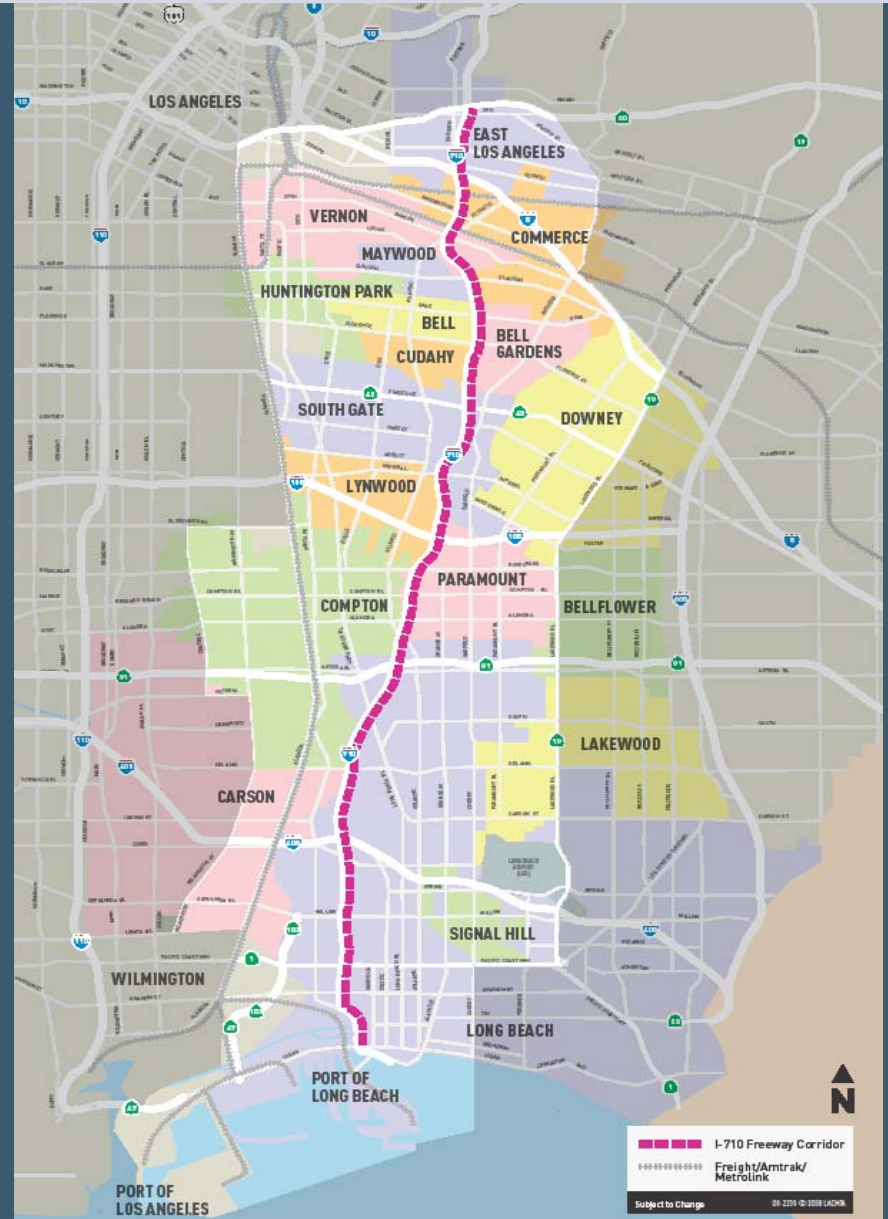
Baseline Facts

October/November 2008



I-710 Corridor

I-710 Corridor STUDY AREA



I-710 Corridor

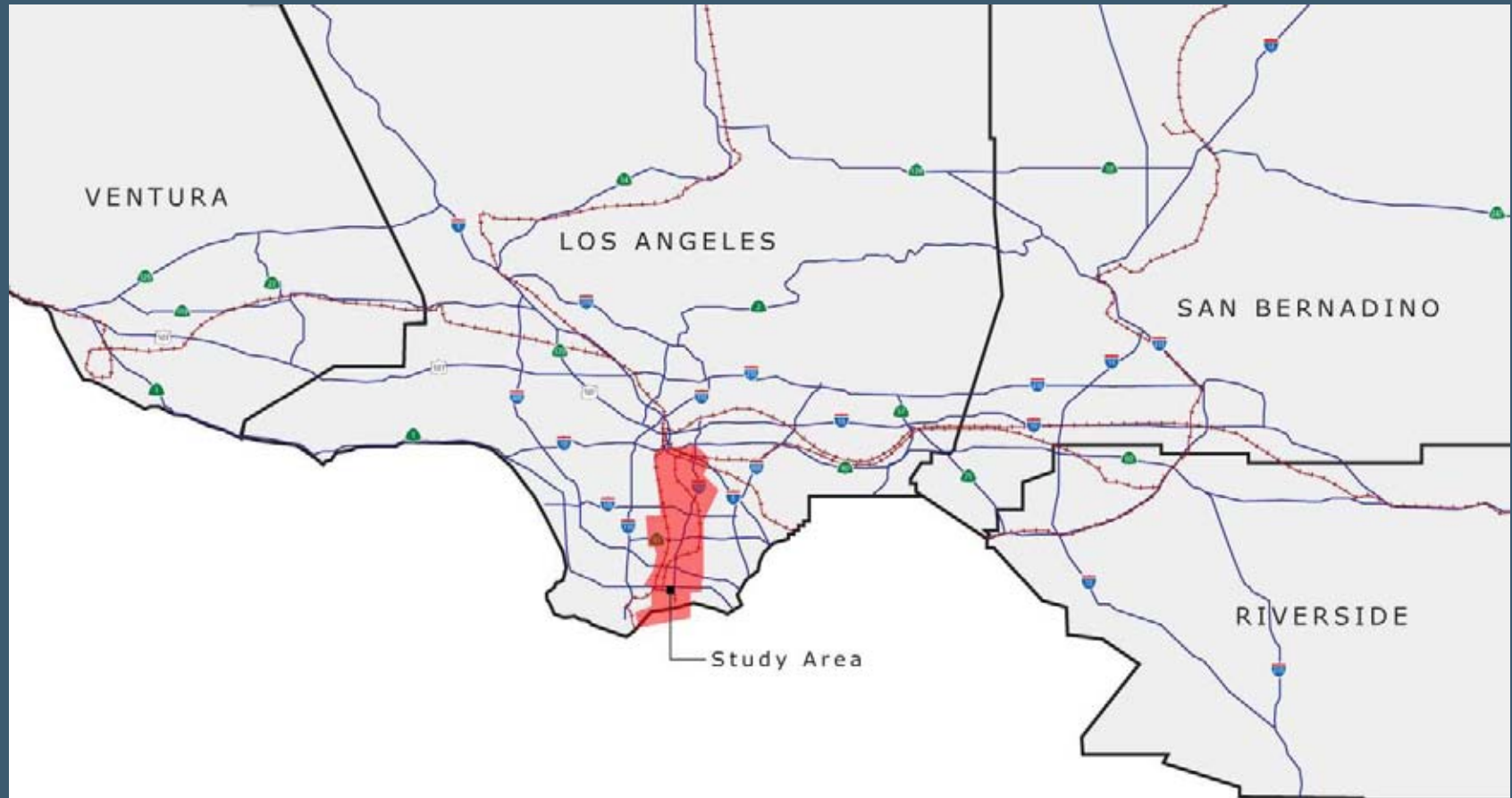
CORRIDOR COMMUNITIES

- Bell
- Bell Gardens
- Carson
- Commerce
- Compton
- Cudahy
- Downey
- East Los Angeles
- Huntington Park
- Lynwood
- Long Beach
- Maywood
- Paramount
- Signal Hill
- South Gate
- Vernon

Regional Context

Regional Context

STUDY AREA IN REGIONAL CONTEXT



Regional Context

REGIONAL SIGNIFICANCE

- Twin Ports handle 40% - 45% of all nation's imported goods
 - 25% to local markets
 - 75% for national distribution

Regional Context

ECONOMIC SIGNIFICANCE

- Provides 1.3 M local jobs/year
- Provides 4 M jobs nationally
- Generates \$32 B in State and local taxes/year

Local Impacts

Local Impacts

COMMUNITY IMPACTS

- Impacts local communities
 - Health
 - Safety
 - Quality of Life

Local Impacts

INFRASTRUCTURE IMPACTS

- Landside infrastructure is significantly impacted by goods movement
 - Roads
 - Rail
 - Warehouse Facilities

How are Goods Moved?

How are Goods Moved?



How are Goods Moved?

PORTS

San Pedro Bay Ports

- 14 Privately operated terminals
- Import and export goods
- Transport goods by train or truck



How are Goods Moved?

CONTAINERS

Loading and unloading at terminal:

- Vessel unloaded or loaded
- Containers placed on
 - Trains (on-dock rail) (via truck)
 - Trucks
 - Terminal property



How are Goods Moved?

TRANSPORTATION MODES

- Intermodal (marine container from ship – to truck – to rail)
- Transloaded (marine container from ship – to truck – to warehouse – repackaged – to truck (domestic container or 53 foot trailer))
- Direct (marine container from ship – to truck – to local warehouse, distribution center or local store)

How are Goods Moved?

TRUCKS

Transloaded Goods

- Unloaded from marine container
- Sorted
- Repackaged and moved by truck (by domestic container or 53 foot trailer) to:
 - Regional distribution centers
 - Local stores
 - Off-dock railyards

How are Goods Moved?

TRUCKS

Direct Delivery

- Simplest transportation plan
- Owner imports and delivers directly by truck to:
 - Local store
 - Warehouse
 - Factory



900hawaii.com

How are Goods Moved?

TRAINS (Intermodal)

On-dock railyards:

- Located at Port terminals
- Marine container placed directly on trains from ship via truck
- Operated by marine terminals



How are Goods Moved?

TRAINS (Intermodal)

Near-dock railyard:

- Within 5 miles of Ports
- Marine container transported from ship by truck to Near-dock railyard
- Serves multiple terminals



How are Goods Moved?

TRAINS (Intermodal)

Near-dock railyards:

- ICTF - Existing facility with potential expansion (UP)
- SCIG - Proposed facility (BNSF)



communitiesmatter.com

How are Goods Moved?

TRAINS (Intermodal)

Off-dock railyards:

- Remote railyards
- Used for non-local destinations
- Transported directly from ship by truck or by truck after transloaded warehouses
- Handle ports cargo
 - international (marine container)
 - transloaded (domestic container)
 - other domestic cargo

How are Goods Moved?

COORDINATION

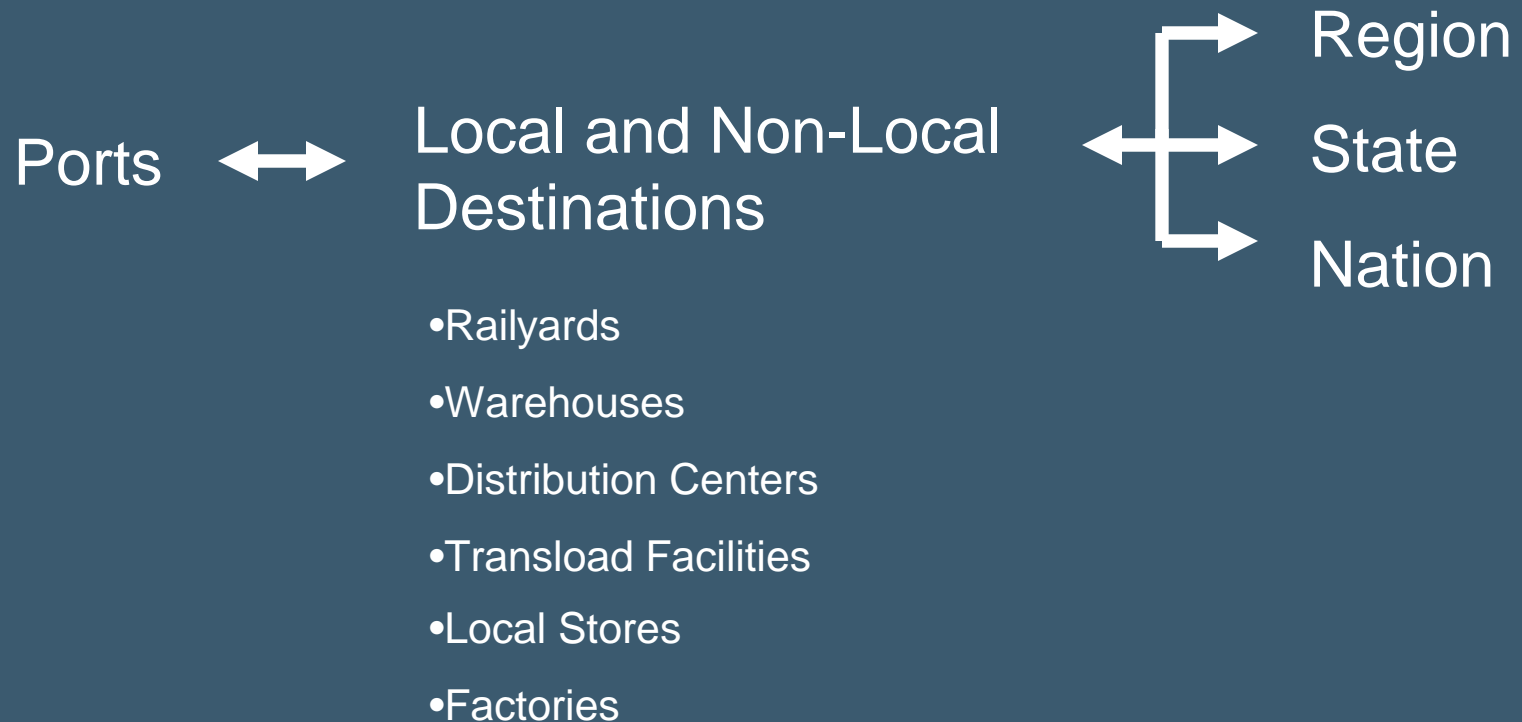
Movement coordination by:

- Cargo Owner
- Freight Forwarder
- Logistics Provider



Where are Goods
Moved To/From?

Where are Goods Moved To/From?



Where are Goods Moved To/From?

LOCAL AND NON-LOCAL DESTINATIONS

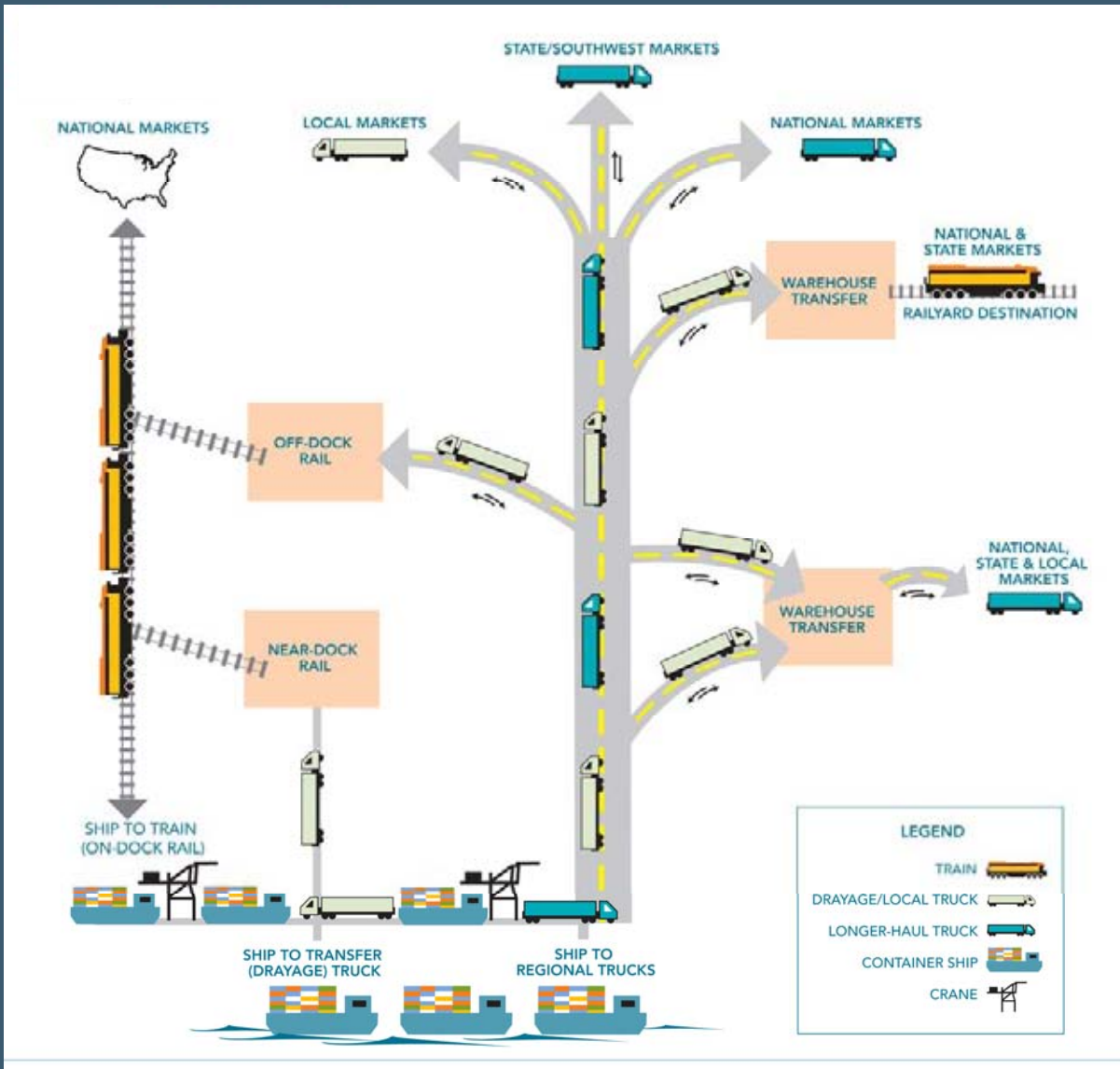
Imports go to non-local and local destinations:

- Railyards (on-dock, near-dock, off-dock)
- Warehouses
- Distribution Centers
- Transload Facilities
 - Sorting
 - Routing
 - Short-term storage
- Local Stores, Warehouses or Factories

Note: Exports and empty containers return to Ports from same destinations.

Where are Goods Moved To/From?

OVERVIEW



Why is Goods Movement Important to Our Study?

Why is goods movement Important to our Study?

Increasing Container Volume

- Impacts to community
 - Air quality and public health
 - Congestion on arterial highways
 - Noise
- Impacts to infrastructure
 - I-710 freeway
 - Rail facilities
 - Goods movement destinations
- Impact to local and national economy

Mobility. Environment. Community. Economy. Technology.



I-710 Corridor Project EIR/EIS

metro.net

Goods Movement Introduction

Baseline Facts

October/November, 2008



Metro[™]



The Port of
LONG BEACH

