

Mobility. Environment. Community. Economy. Technology



I-710 Corridor Project EIR/EIS

metro.net

I-710 Corridor Advisory Committee

April 16, 2009



Alternatives Screening

Initial Set of Alternatives

Electric Fixed Guideway

Zero Emission Trucks

Alt. 1

Enhanced Goods Movement by Rail

No Build

Alt. 2

Enhanced Goods Movement by Rail

No Build TSM/TDM, ITS, Transit

Alt. 3

Advanced Technology

Enhanced Goods Movement by Rail

No Build TSM/TDM, ITS, Transit

Alt. 4

Arterials / I-710 Congestion Relief

Enhanced Goods Movement by Rail

No Build TSM/TDM, ITS, Transit

Alt. 5A

Widen I-710 to 10 GP Lanes

Arterials / I-710 Congestion Relief

Enhanced Goods Movement by Rail

No Build TSM/TDM, ITS, Transit

Alt. 5B

Widen I-710 to 8 GP + 2 HOV Lanes

Arterials / I-710 Congestion Relief

Enhanced Goods Movement by Rail

No Build TSM/TDM, ITS, Transit

Alt. 6

Freight Corridor 4 Lanes

Widen I-710 to 10 GP Lanes

Arterials / I-710 Congestion Relief

Enhanced Goods Movement by Rail

No Build TSM/TDM, ITS, Transit



Screening Objectives

- Air Quality
- Mobility
- Traffic Safety
- Right of Way Impacts
- Environmental Impacts
- Cost

Mobility Screening Findings

- Substantial need for new capacity in corridor demonstrated by Year 2035 traffic congestion
- Volume-to-capacity ratios help measure improvements in traffic congestion:
 - Only Alternative 6 provides sufficient capacity to reduce peak period volume-to-capacity ratios below 1.0 on I-710
 - Alternative 6 is also projected to result in more congestion relief for the arterial system as compared to other alternatives
- Top performing alternatives for mobility:
 - Alternative 6 [1st]; Alternative 5A [2nd]; Alternative 5B [3rd]

Air Quality Screening Findings

- In 2035, all alternatives may show emission decreases compared to 2008 baseline (new standards/controls vs. increases in vehicle miles traveled)
- Compared to the 2035 No Build Alternative:
 - Alternative 3 shows the greatest reductions in nitrogen oxides (NOx) and diesel particulate matter (DPM)
 - 22,400 daily truck trips (~20% of Port trucks) eliminated by clean energy powered container transport technology
 - Alternatives 5A, 5B, and 6 show appreciable reductions in NOx with slight increases in DPM
 - DPM emissions could be reduced with alternative (zero-emission) technologies

Traffic Safety Screening Findings

- Proposed design improvements and reductions of heavy duty trucks should substantially reduce accident rates
- Alternative 6 has the lowest percentage of heavy duty trucks on the I-710 general purpose lanes as it separates cars and trucks
- Alternative 6 and Alternative 3 are best for traffic safety
- Alternatives 5A and 5B also provide safety benefits

Right of Way Screening Findings

- All alternatives are consistent with the project objective of minimizing right of way impacts, notably residential acquisitions
- Mobility and traffic safety benefits are trade-offs to residential impacts
- Alternatives 3, 5 and 6 have a substantially greater impact to regional transmission utilities
- Alternatives 1, 2 and 4 have the least impacts

Environmental Impact Screening Findings

- Alternative 6 has the greatest direct environmental impacts due to its larger “footprint,” but it also has the greatest benefits in terms of mobility and safety.

Capital Cost Screening Findings

- Alternatives 3 and 6 have the highest cost
 - Alternative 6 and Alternative 3 provide the greatest benefits

Screening Results Summary

- Alternative 6 is only one to meet mobility element of Purpose and Need
- Alternative 6 is best performer on Traffic Safety
- Alternative 6 reduces NOx but slightly increases freeway daytime DPM compared to No Build
 - Additional emission reductions could be achieved by combining with alternative (zero-emission) technologies
- Alternative 6 impacts (affected properties, waters of the US, cost) are highest compared to other alternatives
 - Directly related to mobility and safety improvement features
- Alternative 3 has highest capital cost followed by Alternative 6

Initial Set of Alternatives

Electric Fixed Guideway

Zero Emission Trucks

Alt. 1

Enhanced Goods Movement by Rail

No Build

Alt. 2

Enhanced Goods Movement by Rail

No Build TSM/TDM, ITS, Transit

Alt. 3

Advanced Technology

Enhanced Goods Movement by Rail

No Build TSM/TDM, ITS, Transit

Alt. 4

Arterials / I-710 Congestion Relief

Enhanced Goods Movement by Rail

No Build TSM/TDM, ITS, Transit

Alt. 5A

Widen I-710 to 10 GP Lanes

Arterials / I-710 Congestion Relief

Enhanced Goods Movement by Rail

No Build TSM/TDM, ITS, Transit

Alt. 5B

Widen I-710 to 8 GP + 2 HOV Lanes

Arterials / I-710 Congestion Relief

Enhanced Goods Movement by Rail

No Build TSM/TDM, ITS, Transit

Alt. 6

Freight Corridor 4 Lanes

Widen I-710 to 10 GP Lanes

Arterials / I-710 Congestion Relief

Enhanced Goods Movement by Rail

No Build TSM/TDM, ITS, Transit



Screening Recommendations

Drawn From the Initial Set of Alternatives:

Alt. 1

Enhanced Goods Movement by Rail

No Build

Alt. 2

Enhanced Goods Movement by Rail

No Build

TSM/TDM, ITS, Transit

Alt. 3

Advanced Technology

Enhanced Goods Movement by Rail

No Build

TSM/TDM, ITS, Transit

Electric Fixed Guideway

Zero Emission Trucks

Alt. 4

Arterials / I-710 Congestion Relief

Enhanced Goods Movement by Rail

No Build

TSM/TDM, ITS, Transit

Alt. 5A

Widen I-710 to 10 GP Lanes

Arterials / I-710 Congestion Relief

Enhanced Goods Movement by Rail

No Build

TSM/TDM, ITS, Transit

Alt. 5B

Widen I-710 to 8 GP + 2 HOV Lanes

Arterials / I-710 Congestion Relief

Enhanced Goods Movement by Rail

No Build

TSM/TDM, ITS, Transit

Alt. 6

Freight Corridor 4 Lanes

Widen I-710 to 10 GP Lanes

Arterials / I-710 Congestion Relief

Enhanced Goods Movement by Rail

No Build

TSM/TDM, ITS, Transit



Recommended Screened Alternatives

Alternative 1 (No Build)

Alt. 1

Enhanced Goods Movement by Rail

No Build*

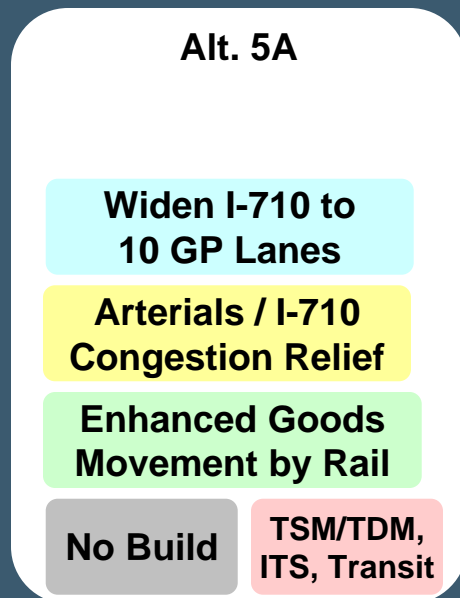
- ☑ Required under CEQA and NEPA
- ☑ Represents the Future (2035) Baseline Condition

* Consists of Planned and Committed Projects, such as:

- Enhanced Goods Movement by Rail Projects
- Clean Trucks Program
- Expanded Night Gate Operations at Ports
- I-710 Pavement Rehabilitation Project
- Added Lanes to I-5 between the Orange County Line and I-605
- Traffic Signal Coordination Projects on Key Arterials throughout the I-710 Corridor Study Area

Recommended Screened Alternatives

Alternative 5A (Widen to 10 General Purpose Lanes, No Freight Corridor)



- ☑ Includes Alternative 1, Alternative 2, and Alternative 4.
- ☑ Less impact than Alternative 6 and provides measurable benefits.
- ☑ Provides a basis for comparison of the benefits, cost and impacts of the freight corridor in Alternative 6.
- ☑ Can reevaluate and adjust the number of lanes based upon refined traffic forecasting.

Recommended Screened Alternatives

Alternative 6A

(Widen to 10 General Purpose Lanes, Plus 4 Freight Movement Lanes [Conventional Trucks])

Alt. 6A

**Freight Corridor
4 Lanes**

**Widen I-710 to
10 GP Lanes**

**Arterials / I-710
Congestion Relief**

**Enhanced Goods
Movement by Rail**

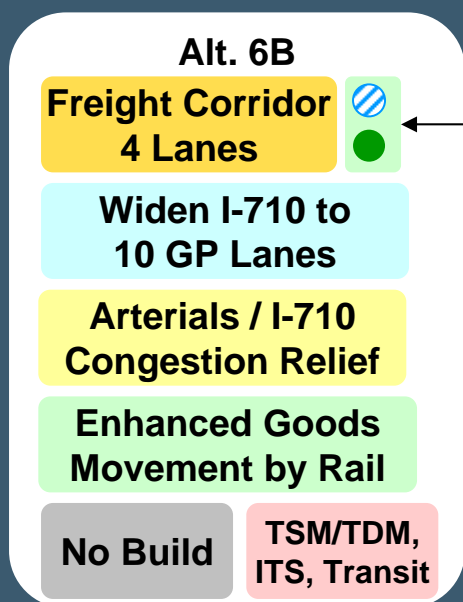
No Build **TSM/TDM,
ITS, Transit**

- ☑ Includes Alternative 1, Alternative 2, Alternative 4, and Alternative 5A.
- ☑ Consistent with the Major Corridor Study Locally Preferred Strategy.
- ☑ Assumes mix of conventionally powered trucks per new AQ regulations would use the freight corridor.
- ☑ Can reevaluate and adjust the number of lanes based upon refined traffic forecasting.

Recommended Screened Alternatives

Alternative 6B

(Widen to 10 General Purpose Lanes, Plus 4 Freight Movement Lanes [Zero Emission Trucks])



☑ Includes Alternative 1, Alternative 2, the advanced technology components of Alternative 3, Alternative 4, and Alternative 5A.

☑ Assumes zero emission trucks will use the freight corridor. Zero emission trucks may be externally or internally powered. **Zero Emission Trucks**

☑ The freight corridor will follow highway design alignment and loading standards.

☑ The freight corridor will be designed to allow for possible future conversion to a fixed guideway, zero emission system. **Electric Fixed Guideway**

☑ Consistent with the Major Corridor Study Locally Preferred Strategy.

☑ Can reevaluate and adjust the number of lanes based upon₂₃ refined traffic forecasting.



Not Recommended as Stand Alone Alternatives

- Alternative 2 (Transportation Systems Management [TSM] / Transportation Demand Management [TDM] & Transit & Intelligent Transportation Systems [ITS])
- Alternative 4 (Arterial Highway/Freeway Congestion Relief)
- Alternatives 2 and 4:
 - Do not provide adequate improvements by themselves to address the purpose and need for the project.
 - Will be included as part of recommended screened Alternatives 5A, 6A and 6B.

Not Recommended as Stand Alone Alternatives

- Alternative 3 (Goods Movement Enhancement by Rail and/or Advanced Technology)
 - Does not provide adequate improvements by itself to address the purpose and need for the project.
 - Goods Movement Enhancement by Rail is included in all screened alternatives, beginning with Alternative 1.
 - Advanced Technology component will be included as part of recommended screened Alternative 6B.
- Alternative 5B (Widen I-710 to 8 General Purpose Lanes and 2 High Occupancy Vehicle Lanes)
 - Results in lower mobility performance and yet the same costs and impacts as its counterpart – Alternative 5A

Screening Recommendations

Recommended Screened Alternatives:

Electric Fixed Guideway

Zero Emission Trucks

Alt. 1

Enhanced Goods Movement by Rail

No Build

Alt. 5A

Widen I-710 to 10 GP Lanes

Arterials / I-710 Congestion Relief

Enhanced Goods Movement by Rail

No Build TSM/TDM, ITS, Transit

Alt. 6A

Freight Corridor 4 Lanes



Widen I-710 to 10 GP Lanes

Arterials / I-710 Congestion Relief

Enhanced Goods Movement by Rail

No Build TSM/TDM, ITS, Transit

Alt. 6B

Freight Corridor 4 Lanes  

Widen I-710 to 10 GP Lanes

Arterials / I-710 Congestion Relief

Enhanced Goods Movement by Rail

No Build TSM/TDM, ITS, Transit