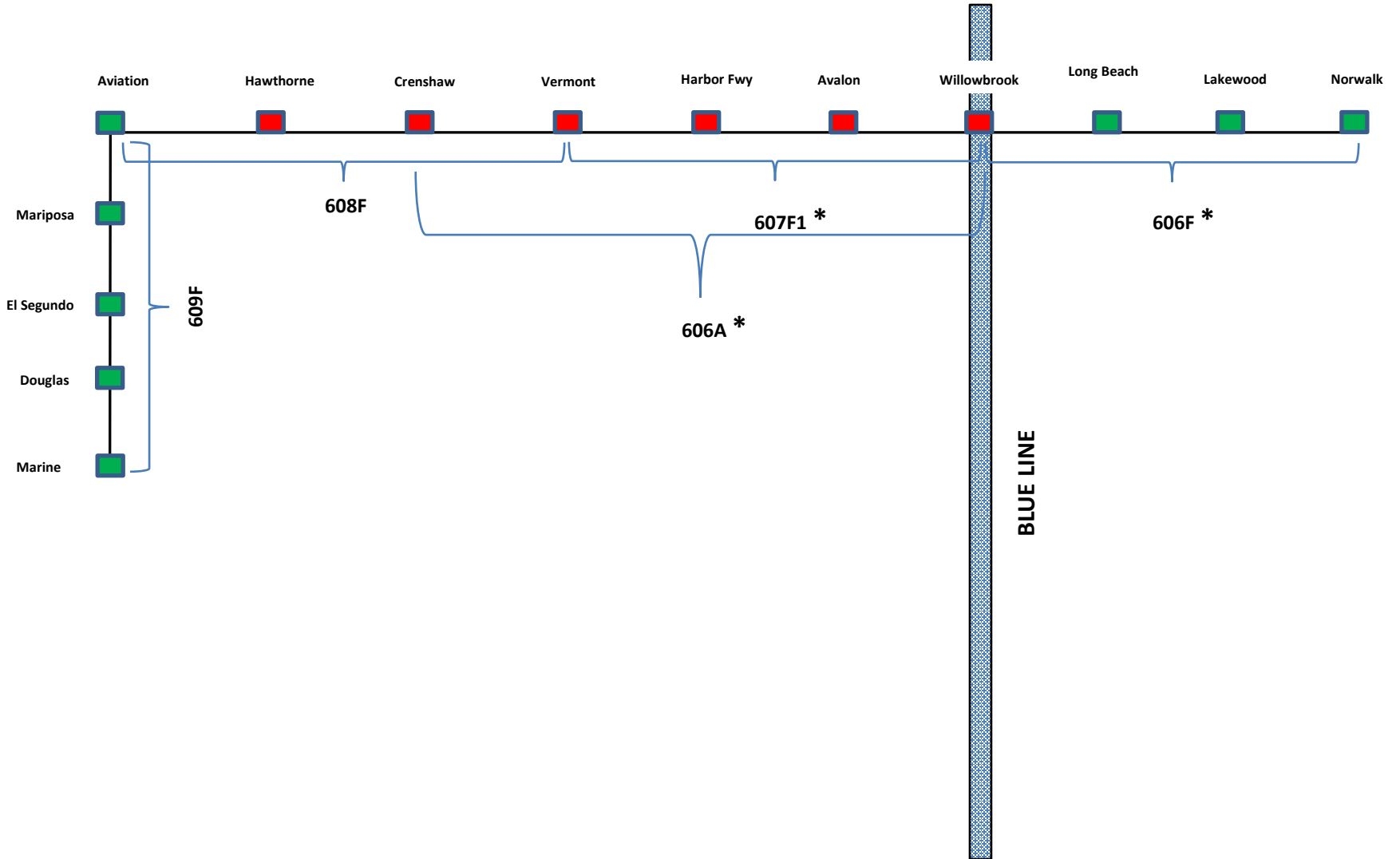


# GREEN LINE RAIL DIAGRAM



# GREEN LINE GATES LATCHED

## FEBRUARY 2014 THROUGH JUNE 2014

### Gates were latched in increments.

- February - Marine, Douglas, El Segundo stations,
- March - Mariposa, Aviation, Hawthorne stations,
- April - Crenshaw, Vermont, Harbor Freeway stations,
- May - Avalon, Norwalk, Lakewood, Long Beach stations,
- June - Willowbrook station,

### Monday & Tuesday

- Posted signs regarding Gate latching
- Private Security Officers, Security assistants, and Deputies posted at the PAXes,
- Personnel advised patrons regarding Gate Latching,

### Wednesday, Thursday, and Friday

- Posted signs regarding Gate latching
- Private Security Officers, Security assistants, and Deputies posted at the PAXes,
- Personnel monitored foot traffic going through gates,

### Green Line ticket issuance data:

	2013	2014
FEBRUARY	1059	573
MARCH	997	701
APRIL	1298	404
MAY	1188	564
JUNE	894	590

## Green Line

### Transit Court Tickets – 2013

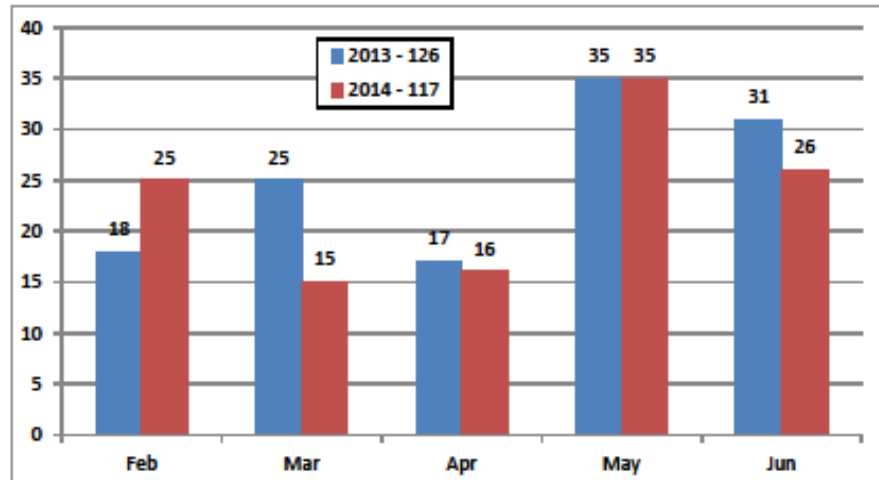
<b>JAN</b>	<b>FEB</b>	<b>MAR</b>	<b>APR</b>	<b>MAY</b>	<b>JUN</b>	<b>JUL</b>	<b>AUG</b>	<b>SEP</b>	<b>OCT</b>	<b>NOV</b>	<b>DEC</b>
1149	1059	997	1298	1188	896	665	745	793	478	409	293

### Transit Court Tickets – 2014

703	573	701	404	564	590						
-----	-----	-----	-----	-----	-----	--	--	--	--	--	--

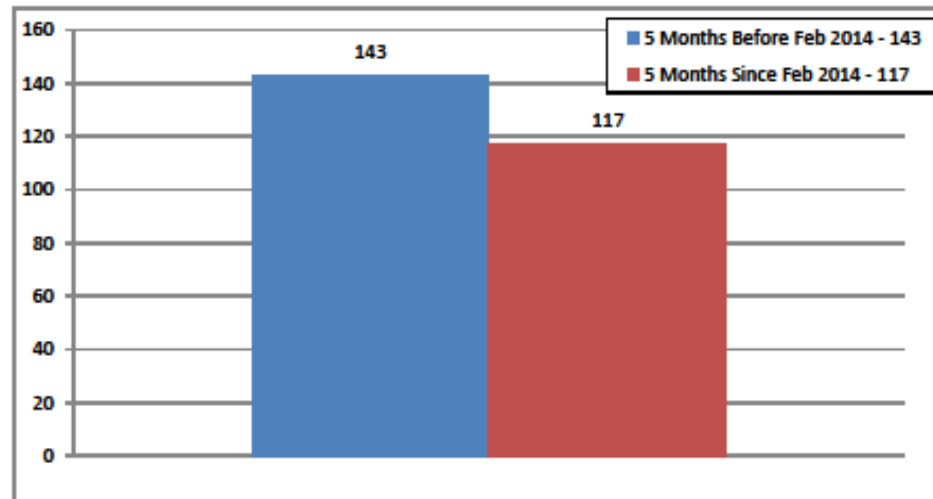
# Green Line Part 1 Crimes

## YTD Comparisons since Fare Latchings



Compared to the same period last year, Part 1 crimes are down 7%.

## 5 Month Comparison since Gate Latchings



Since the gate latchings, part 1 crimes are down 18% from the previous 5 months.