



*Culver*

**CITYBUS**

Service to  
**EXPO Line**

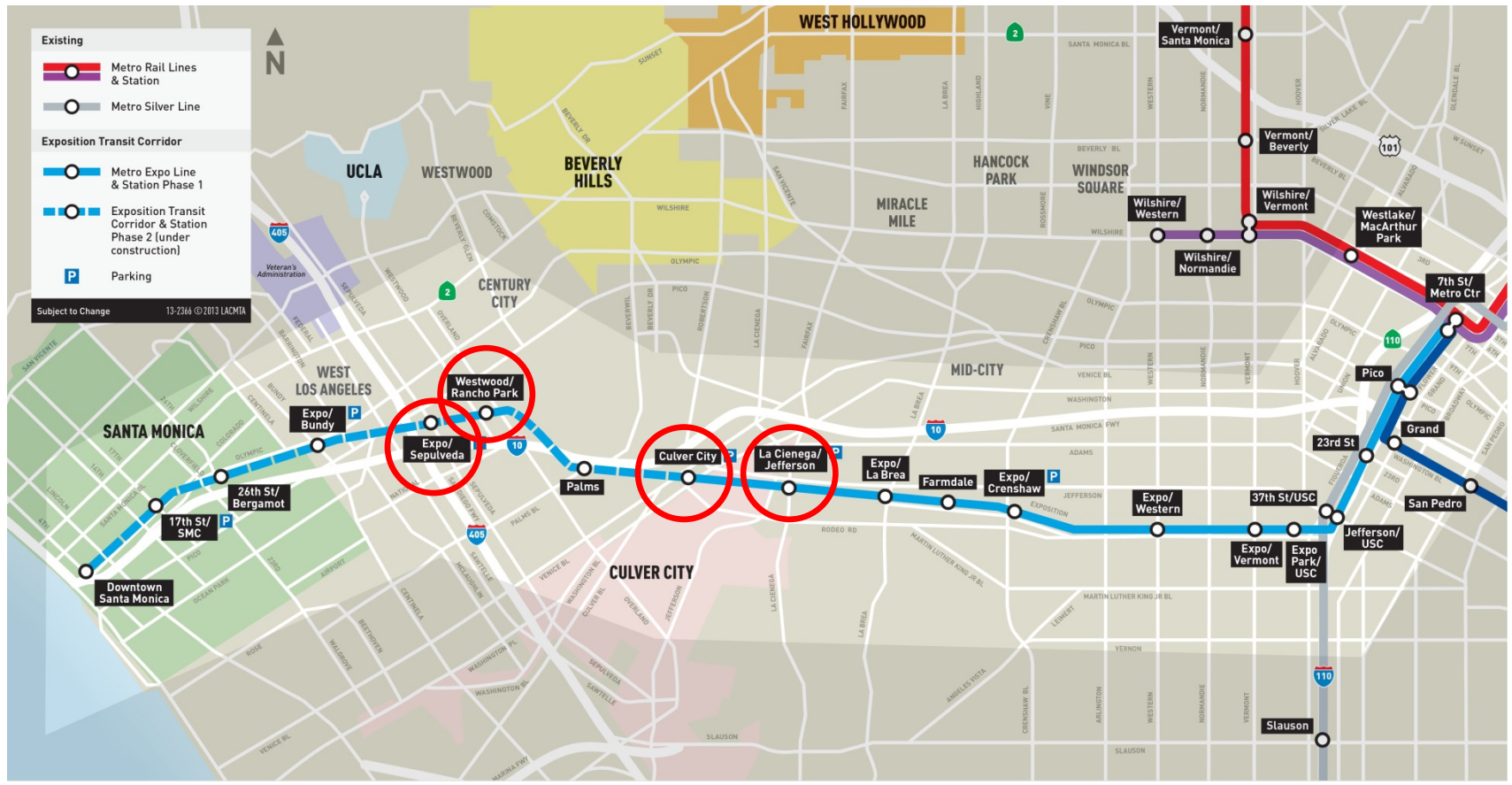
Westside/Central Metro Service Council  
Wednesday, November 13, 2013

---

# Presentation Content

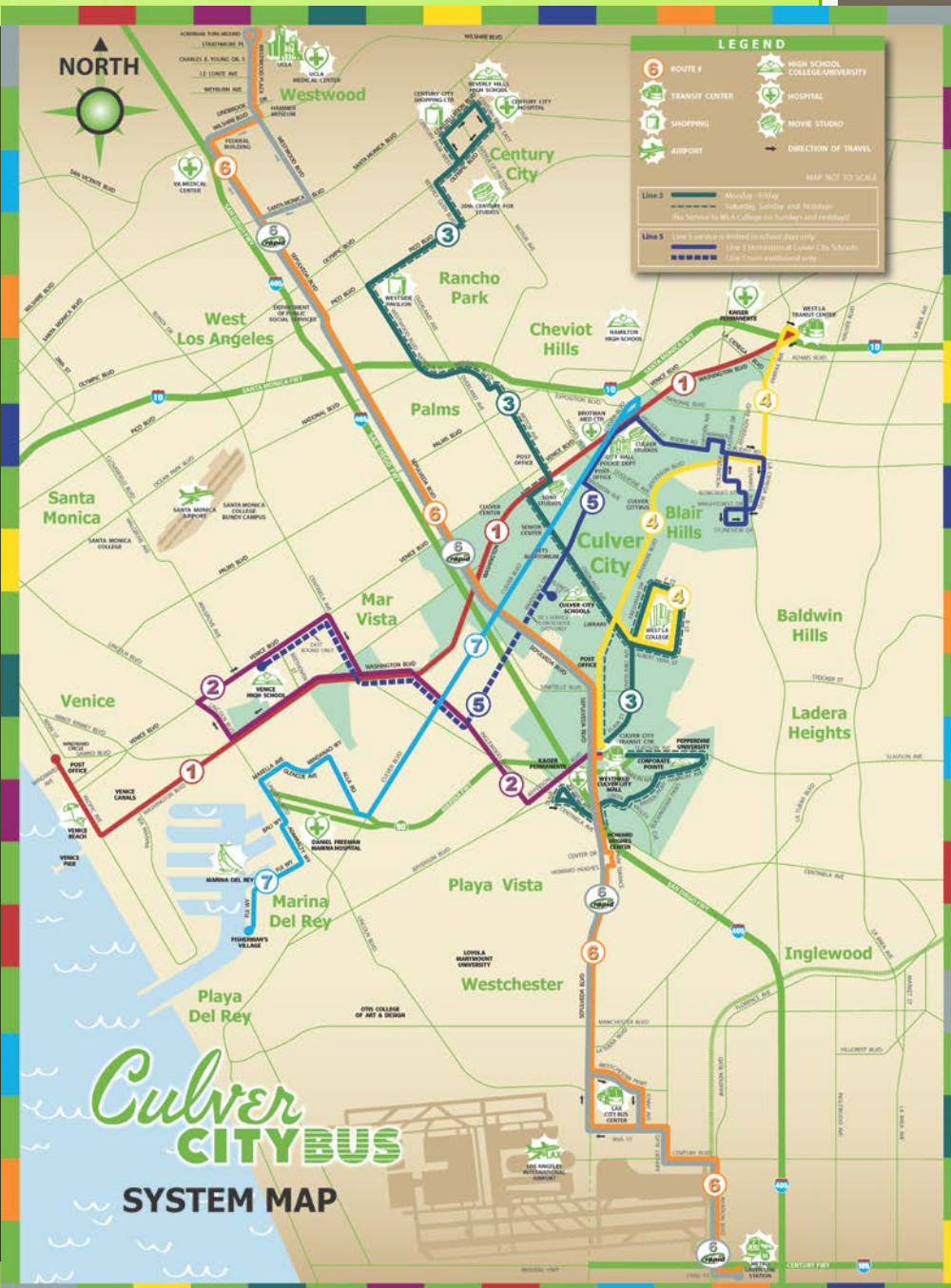
- Service to EXPO Phase I stations
- Ridership changes a year after EXPO Phase I started operation
- Service to Expo Phase 2 stations and next steps

# Exposition Light Rail Line



# Service to EXPO Line

- Phase I:
  - Line 1
  - Line 4
  - Line 7
- Phase 2:
  - Line 3
  - Line 6



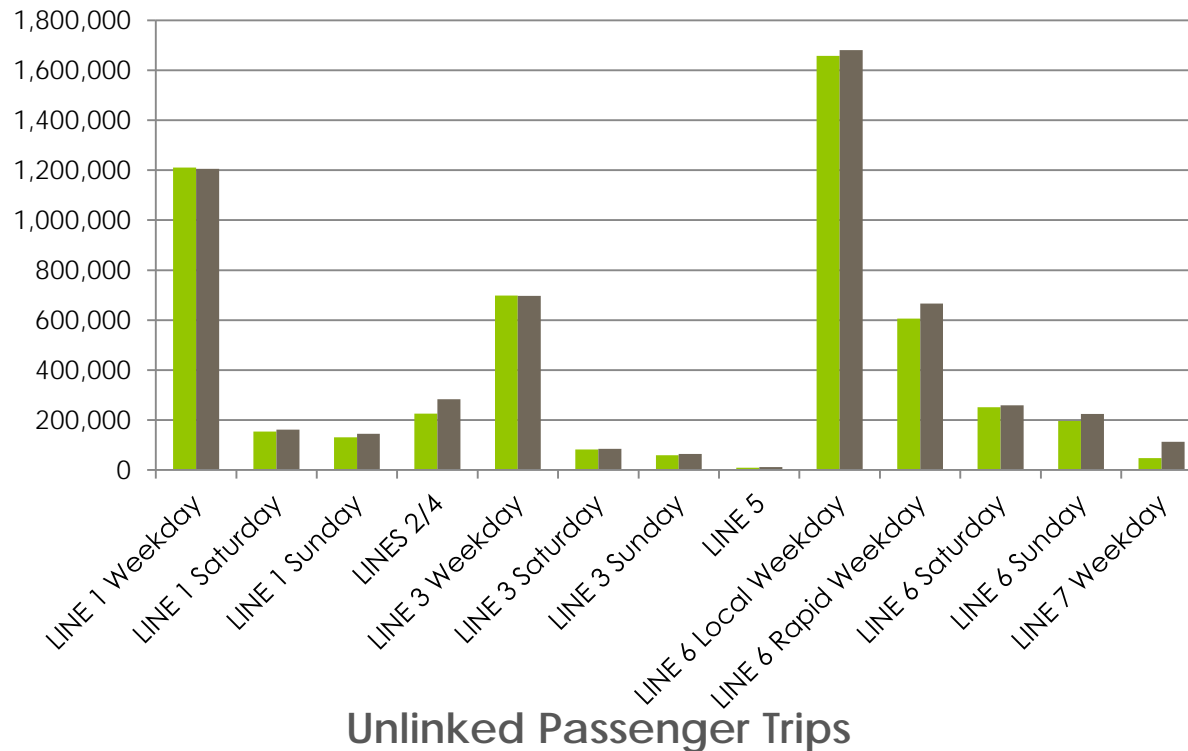
# Service Connecting to Expo Phase 1

- Line 1
  - West LA Transit Center to Venice
  - Connects to Culver City Station
  - 12-15 min. weekday peak hour headway
  - 15 min. weekend headway
  - No enhancements were made
- Line 4
  - West LA Transit Center to Westfield Culver City Mall
  - Connects to La Cienega Station
  - Weekday headway improved from 40 min. to 30 min.
- Line 7
  - Culver City Station to Marina Del Rey
  - Weekday headway improved from 1 hr. to 30 min.



# Ridership Changes - Annual Unlinked Passenger Trips

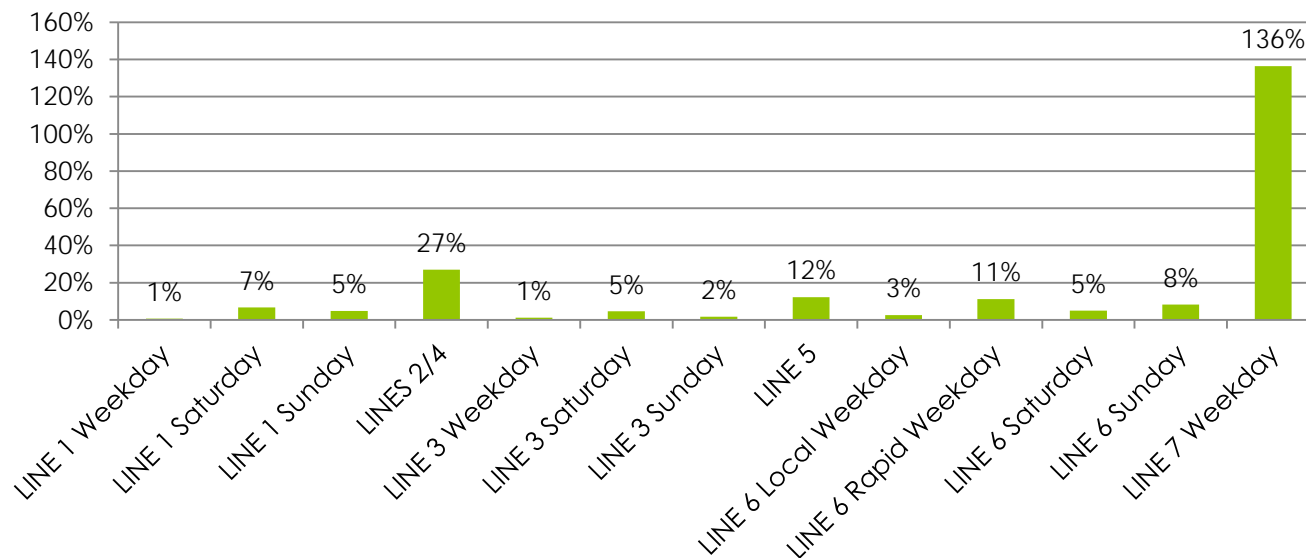
- Comparison between FY2013 and FY2012
- Annual system ridership – approximately 5.6 million unlinked passenger trips in FY2013
- 5% increase from the previous fiscal year



## Ridership Changes - Average Daily Boarding

- Line 1 – slight increase in weekday and 5-7% increase on Saturday and Sunday
- Line 4 – 27% increase
- Line 7 – 136% increase

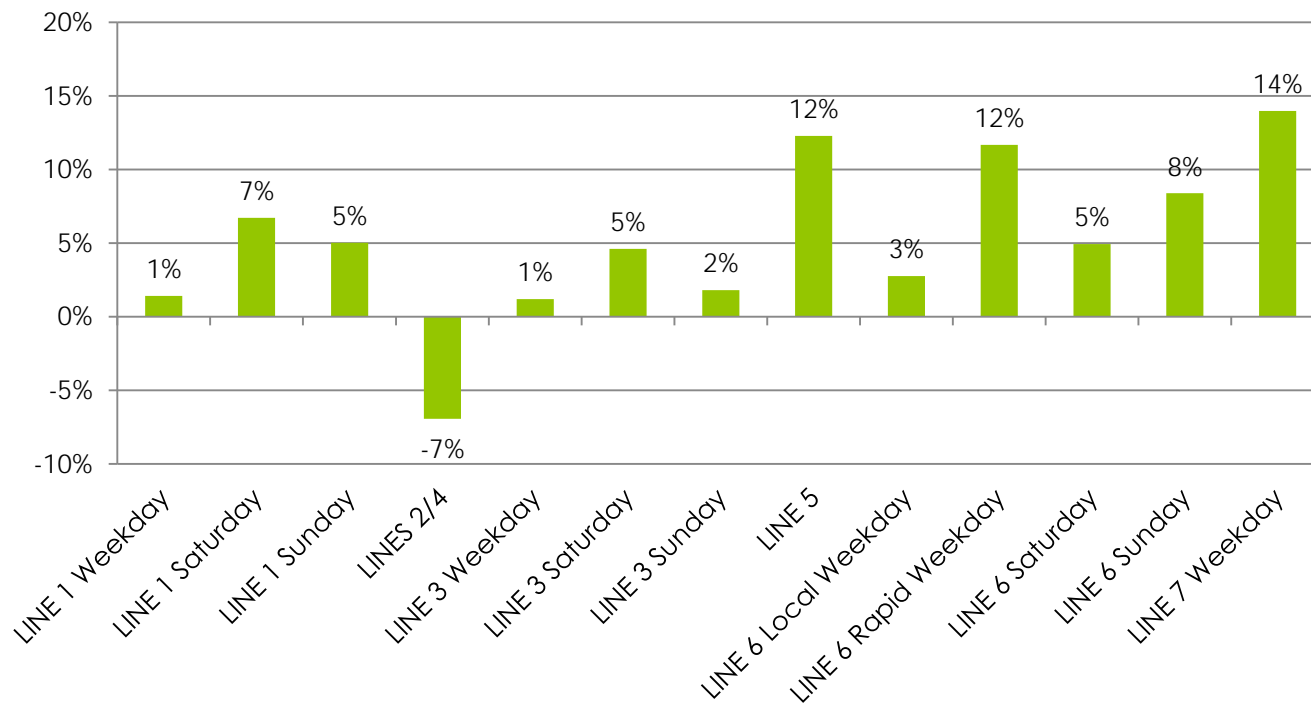
% Change in Average Daily Ridership



## Ridership Changes – Passenger/Revenue Hour

- Line 1 – most productivity increase on weekend
- Line 4 – decrease in productivity
- Line 7 – 14 % increase in productivity

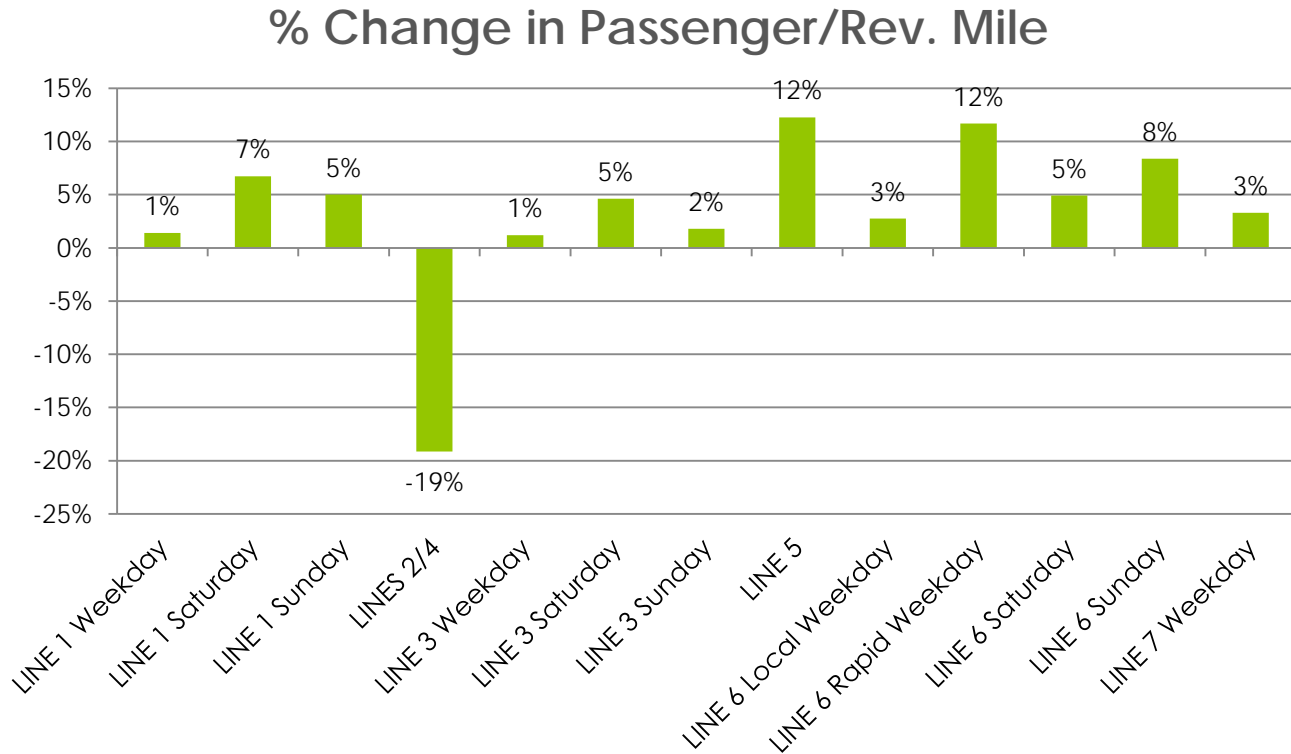
% Change in Passenger/Rev. Hour





## Ridership Changes – Passenger/Revenue Mile

- Line 1 – increased productivity on weekend service
- Line 4 – significant decrease in productivity
- Line 7 – slight increase in productivity



## Ridership Changes – Stop Level

- Most riders who use Line 1 to access the station come from the west.
- Line 1 Weekday
  - Expo Station stop accounts for 4% Ons / 3% Offs of total Line 1 weekday average boarding/alighting.
  - Compared to FY2010 counts, the boarding/alighting at the Expo Station increased by 167% and 122%, respectively, over a three year period.
- Line 1 Saturday
  - Expo Station stop accounts for 5% Ons / 4% Offs of Line 1 Saturday average boarding/alighting.
  - Compared to FY2010 counts, the boarding/alighting at the Expo Station increased by 1,167% and 437%, respectively, over a three year period.
- Line 1 Sunday
  - Expo Station stop accounts for 4% Ons / 4% Offs of Line 1 Sunday average boarding/alighting.
  - Compared to FY2010 counts, the boarding/alighting at the Expo Station increased by 975% and 394%, respectively, over a three year period.

## Ridership Changes – Stop Level

- Line 4
  - Expo Station stop accounts for 9% Ons / 6% Offs of Line 4 average boarding/alighting.
  - Compared to FY2010 counts, the boarding/alighting at the Expo Station stop increased by 933% and 1588%, respectively, over a three year period.
- Line 7
  - Expo Station stop accounts for 21% Ons / 16% Offs of Line 7 average boarding/alighting.
  - Compared to FY2010 counts, the boarding/alighting at the Expo Station stop increased by 967% and 415%, respectively, over a three year period.

# Work in Progress

- Monitor the ridership and recommend service enhancements and changes
- Some potential changes currently being evaluated include:
  - Line 1 express service
  - Line 4 potential service extension to Playa Vista
  - Line 7 route change/extension
  - Rapid 6 PM peak service
- Minor adjustments to the schedule to properly reflect the travel time in the schedule and prepare for future service changes

# Expo Phase 2 and Next Steps

- Line 3
  - Will service the future Westwood Station
  - 20 min. weekday headway
  - 30 min. weekend headway
- Line 6
  - Will service the future Sepulveda Station
  - 20 min. local service weekday headway
  - 15 min. rapid service headway
  - 20 min. weekend headway
- Working with the City of LA, Metro, and BBB on station area transportation infrastructure
- Next Line by Line/Comprehensive Analysis

Questions?