

**Metro**Los Angeles County
Metropolitan Transportation AuthorityOne Gateway Plaza
Los Angeles, CA 90012-2952213.922.2000 Tel
metro.net**PLANNING AND PROGRAMMING COMMITTEE
SEPTEMBER 19, 2012****SUBJECT: STATE ROUTE 138 CAPACITY ENHANCEMENTS****ACTION: APPROVE RECOMMENDATIONS****RECOMMENDATIONS**

- A. Approve additional State Route (SR-)138 project list and funding allocations for the Measure R SR-138 Capacity Enhancements.
- B. Amend the FY 13 budget to add the \$4.9 million for the proposed projects with funding allocations in FY 13.

ISSUE

At its June 28, 2012 meeting, Metro Board approved a motion introduced by Directors Antonovich and Najarian to include the SR-138 Capacity Enhancements as a subregional "equity" fund. In response, staff prepared a memorandum outlining staff's approach to implement this June "Alignment" motion, including the incorporation of the SR-138 Capacity Enhancements into the category of subregional "equity" fund and the incorporation of these Measure R Highway "equity" funds to be used as a source of local match for future Call-for-Projects applications. In the memorandum, we also informed the Board that we would submit for the Board's approval a recommended list of projects for the Measure R SR-138 Capacity Enhancements.

BACKGROUND

The March 2012 California Transportation Commission's (CTC) adoption of the 2012 State Transportation Improvement Program (STIP) provided an additional \$82.2 million to fund the SR-138 widening from Pearblossom Avenue to SR-18 (Attachment A). As a result, Measure R funds can fund additional projects that can enhance capacity in other locations along the SR-138 corridor.

Additionally, staff has been working with the North County Transportation Coalition (NCTC) consisting of the Cities of Palmdale and Lancaster, the County of Los Angeles and the City of Santa Clarita to evaluate and develop a priority list of projects on the SR-138 corridor following Board's eligibility requirements for highway operational improvements (Attachment B). Eleven projects have been identified for a cumulative total of \$200 million, which correspond to the \$200 million allocated for the SR-138 Capacity Enhancements identified within the Measure R Expenditure Plan. This amount is expected to fully fund the projects and there is no present need to utilize the Measure R funds allocated for the identified projects as a source of local match for Call-for-Projects applications. Future changes to the project list and corresponding funding allocations will be submitted to Metro for review and consideration.

DETERMINATION OF SAFETY IMPACT

The addition of the recommended list of projects for the Measure R SR-138 Capacity Enhancements will enhance safety along the SR-138 corridor.

FINANCIAL IMPACT

The recommended SR-138 project list and accompanying funding allocations are consistent with the Long Range Transportation Plan (LRTP). Approval of the recommendations will add \$4.9 million to the FY 13 budget. Since this is a multi-year program, the cost center manager and the Executive Director Highway Program will be responsible for budgeting the costs in future years.

Impact to Budget

Funding for the highway projects is from the 20% Measure R Highway Capital Funds earmarked for the SR-138 Capacity Enhancements. These funds are not eligible for bus and rail operating and capital expenditures.

ALTERNATIVES CONSIDERED

The Board could elect not to approve the recommended SR-138 project list. However, this alternative is not recommended as the projects identified would solidify Board's intent to ensure "equity" in the County.

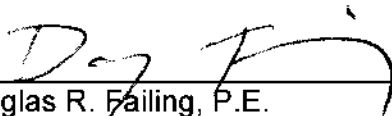
NEXT STEPS

Upon Board approval, we will continue working with the North County subregion to implement the projects identified in the project list and will return to the Board with periodic updates.


ATTACHMENTS

- A. March 2012 CTC State Transportation Improvement Program (STIP) Adoption
- B. Additional SR-138 Capacity Enhancement Project List and Funding Allocations


Prepared by: Teresa Wong, (213) 922-2854
 Transportation Planning Manager, Highway Program
 Lan Saadatnejadi, (213) 922-7337
 Executive Officer, Highway Program



Douglas R. Failing, P.E.
Executive Director, Highway Program



Arthur T. Leahy
Chief Executive Officer



**California
Transportation
Commission**

**2012
STATE TRANSPORTATION
IMPROVEMENT PROGRAM**

**Commission Staff
Recommendations**



March 8, 2012

RECOMMENDED STIP ACTIONS

Staff recommends the adoption of the 2012 STIP to include the specific projects and schedules shown in the spreadsheets at the end of this document and as further described in the following narrative. These recommendations identify specific project components and costs for each year of the 2012 STIP, with separate groupings for highway and transit, and Transportation Enhancement projects.

The table on page 1 of the spreadsheets identifies the total amounts recommended from each county and the interregional share for highways, rail/transit, and Transportation Enhancement (TE). The table sums the amounts recommended for each county and the interregional program by fiscal year. It also compares the statewide total recommended by fiscal year to the statewide capacity by fiscal year.

The table on page 2 of the spreadsheets sums the recommendations for highways and transit projects (non-TE). It also compares the statewide total recommended for highways and transit projects by fiscal year to the statewide capacity by fiscal year.

The table on page 3 of the spreadsheets sums the recommendations for TE projects. This table compares the amounts recommended to the TE targets for each county and interregional share and to the statewide TE capacity by fiscal year.

The project recommendations are based primarily on:

- the need identified in the Fund Estimate to delay highway, road and transit projects currently programmed in 2012-13 into 2014-15 and beyond;
- the programming targets identified in the Fund Estimate, especially the base (minimum) targets for the share period ending in 2015-16;
- project priorities and scheduling recommended by regional agencies in their RTIPs and by Caltrans in its ITIP;
- the importance of PPM to regional agencies; and
- Commission policies as expressed in the STIP guidelines, including:
 - projects that address state highway needs,
 - 1996 STIP grandfathered projects, and
 - projects that fund later components of projects previously included in the STIP.

Project Recommendations

The staff recommendation identifies specific projects and project components to program including reprogramming to reduce program levels in 2012-13 through 2014-15 to the capacity identified in the Fund Estimate.

The staff recommendation gives priority to reprogramming projects from the 2010 STIP, as amended, and new projects to meet county shares for the period ending 2015-16. The recommended scheduling reflects the limits of Fund Estimate program capacity.

New programming for PPM is recommended within the statutory limits. In general however, new highway and road projects were not recommended for programming unless offset by a like amount of deprogramming.

Major new funding recommended for the 2012 STIP includes:

- North State:
 - El Dorado (TE), Route 49 Bridge ped and bike enhancements, \$4.25 million.
 - Humboldt, Route 101 Eureka-Arcata corridor improvement, \$16 million.
 - Sacramento (TE), Sacramento City College pedestrian overcrossing, \$7 million.
- San Francisco Bay Area:
 - Alameda, Route 84 expressway widening, \$37 million.
 - Alameda, Route 680 Freeway Performance Initiative, \$31 million.
 - Alameda (TE), Route 80 Bay Bridge Gateway Park, \$30 million.
 - Contra Costa, Route 680 aux lanes, Sycamore Valley-Crow Canyon, \$19.5 million.
 - Contra Costa (Rail), two BART and two intercity rail projects, \$44 million.
 - San Francisco, Route 101 Doyle Drive replacement, phase 2, \$14 million.
 - San Mateo, Route 101 Broadway interchange, \$19 million.
 - Sonoma (TE), SMART bike/ped path, Rohnert Park, \$3 million.
- San Joaquin Valley:
 - Fresno, Route 180 new freeway, Trimmer Springs-Frankwood Av, \$52.2 million.
 - Kern, Route 14 Freeman Gulch widening, \$42 million.
 - Madera, Route 41 passing lanes, \$11 million.
 - Stanislaus, Route 132 expressway, Dakota Av-Rt 99 (west), \$19 million.
 - Tulare, Route 99, Tulare to Goshen, 6-lane freeway, \$20.8 million.
- Central Coast:
 - Monterey, Route 156 4-lane expressway, Castroville-Prunedale, \$32.5 million.
 - Monterey (Rail), Caltrain extension, \$10.3 million.
 - San Luis Obispo, Route 46 corridor improvements (Whitley 2B), \$58 million.
 - Santa Barbara, Route 101 Carpinteria Crk-Linden, I/C imprvmnts, \$21.7 million.
- Southern California:
 - Los Angeles, Route 10 HOV lanes, Citrus St-Route 57, \$23 million.
 - Los Angeles, Route 138 widening, 3 segments, \$82.2 million.
 - Los Angeles (Rail), 78 light rail vehicles, \$27 million.
 - Los Angeles (Rail), Crenshaw/LAX rail line, \$34.4 million.
 - Los Angeles (Rail), double track near Northridge Station, \$63.5 million.
 - Orange, Route 5 HOV lanes, 3 projects, \$164.1 million.
 - Riverside, Route 215, Scott Rd-Nuevo, add mixed flow lane, \$42.6 million.
 - Riverside, Route 15, French Valley Parkway interchange, \$18.8 million.
 - Riverside, Route 10, Jefferson St I/C, widen overcrossing, \$19.5 million.
 - San Bernardino, Route 58 expressways, Kramer and Hinkley, \$201.8 million.
 - San Bernardino (TE), Route 58 expressways, Kramer and Hinkley, \$7.7 million.
 - San Bernardino, Route 15 widening and Devore interchange, \$45.1 million.
 - San Bernardino, Route 10 HOV lanes, Haven Ave-Ford St, \$40 million.
 - San Bernardino, Route 215/Barton interchange reconstruction, \$22.6 million.
 - San Diego, Route 5 HOV extensions, soundwalls, and bridge, \$102.1 million.
 - Ventura, Route 101, LA county line-Rt 23, improvements, \$20 million.

Project List for Measure R SR-138 Capacity Enhancements

ID	Description	Lead Agency*	FY 2011-12 (estimate)	FY 2012-13	FY 2013-14	FY 2014-15	FY 2015-16	FY 2016-17	FY2017-18	FY2018-19	FY2019-20	Total Allocation
1	SR-138 (Avenue D) PA/ED (I-5 to SR-14)	Metro		\$3,000,000	\$5,000,000	\$5,000,000	\$5,000,000	\$4,000,000	\$3,000,000			\$25,000,000
2	SR-138 (SR-14) Avenue K Interchange	Lancaster		\$900,000	\$600,000	\$4,100,000		\$10,000,000				\$15,000,000
3	SR-138 (SR-14) Avenue G Interchange	Lancaster			\$200,000	\$600,000	\$2,300,000		\$11,900,000			\$15,000,000
4	SR-138 (SR-14) Avenue J Interchange	Lancaster				\$300,000	\$2,000,000	\$1,000,000			\$6,700,000	\$10,000,000
5	SR-138 (SR-14) Avenue L Interchange	Lancaster					\$200,000	\$100,000	\$900,000		\$3,800,000	\$5,000,000
6	SR-138 (SR-14) Avenue M Interchange	Lancaster	\$46,835	\$253,165		\$800,000	\$2,800,000	\$500,000		\$15,600,000		\$20,000,000
7	SR-138 Palmdale Blvd. (SR-138) 5th to 10th Streets East	Palmdale		\$500,000	\$500,000	\$13,500,000	\$10,500,000					\$25,000,000
8	SR-138 Palmdale Blvd. SB 14 Ramps	Palmdale		\$400,000	\$600,000	\$600,000	\$2,500,000	\$2,500,000	\$11,600,000	\$6,800,000		\$25,000,000
9	SR-138 10th Street West Interchange	Palmdale		\$300,000	\$600,000	\$1,500,000	\$1,500,000	\$7,000,000	\$4,100,000			\$15,000,000
10	SR-138 (SR-14) widening Rancho Vista Blvd. to Palmdale Blvd.	Palmdale		\$400,000	\$700,000	\$2,500,000	\$3,000,000	\$8,800,000	\$9,600,000			\$25,000,000
11	SR-138 Avenue N Overcrossing	Palmdale				\$400,000	\$400,000	\$2,500,000	\$5,500,000		\$11,200,000	\$20,000,000

Total Funding Allocation	FY 2011-12 (estimate)	FY 2012-13	FY 2013-14	FY 2014-15	FY 2015-16	FY 2016-17	FY2017-18	FY2018-19	FY2019-20	Total
	\$46,835	\$5,153,165	\$8,200,000	\$29,300,000	\$30,200,000	\$36,400,000	\$46,600,000	\$22,400,000	\$21,700,000	\$200,000,000

*Lead agency denote the responsible agency for project implementation. Projects can be located within multiple jurisdictions.