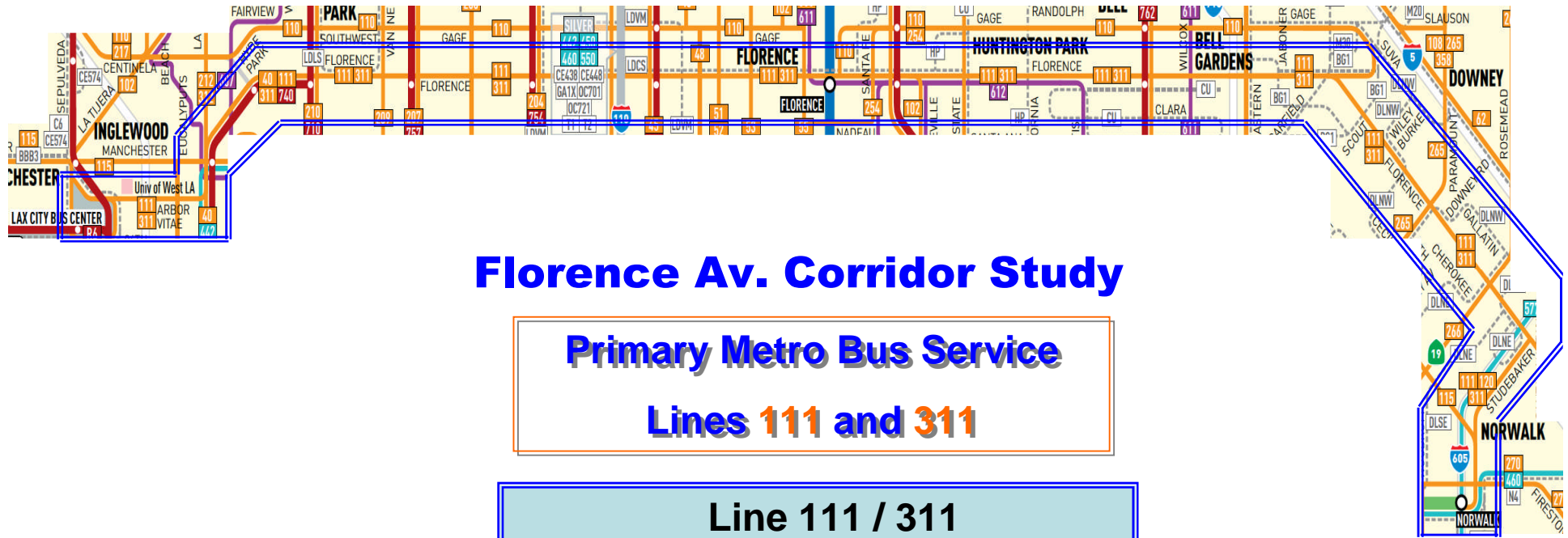


GWC Service Council August 2012 Meeting



Florence Av. Corridor Study

Primary Metro Bus Service

Lines 111 and 311

Line 111 / 311

Route Lengths

21.1 Miles

Bus Stops Each Dir.

91 local / 69 limited

GWC Service Council August 2012 Meeting

Service Statistics

➤ Ridership	<u>Wkday</u>	<u>Sat.</u>	<u>Sun.</u>	<u>Annualized</u>
➤ Line 111	22,344	20,613	15,990	7,725,000
➤ Line 311	11,247	8,072	6,948	<u>3,698,000</u>
	19,664	15,091	11,788	6,503,000

➤ Rev. Hrs	<u>Wkday</u>	<u>Sat.</u>	<u>Sun.</u>	<u>Annualized</u>
➤ Line 111/311	282	222	201	95,205

➤ Buses	<u>Wkday</u>	<u>Sat.</u>	<u>Sun.</u>
	<u>Peak - MD</u>	<u>Peak</u>	<u>Peak</u>
➤ Line 111/311	25-15	16	15

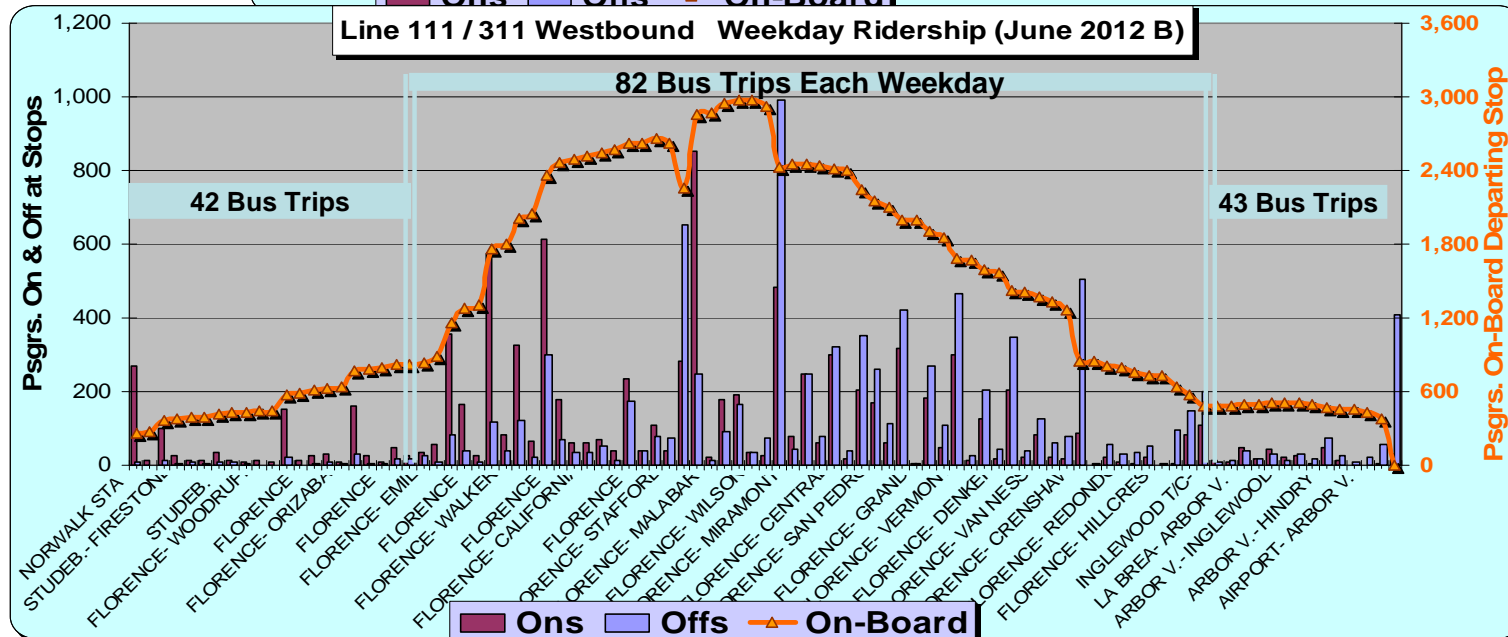
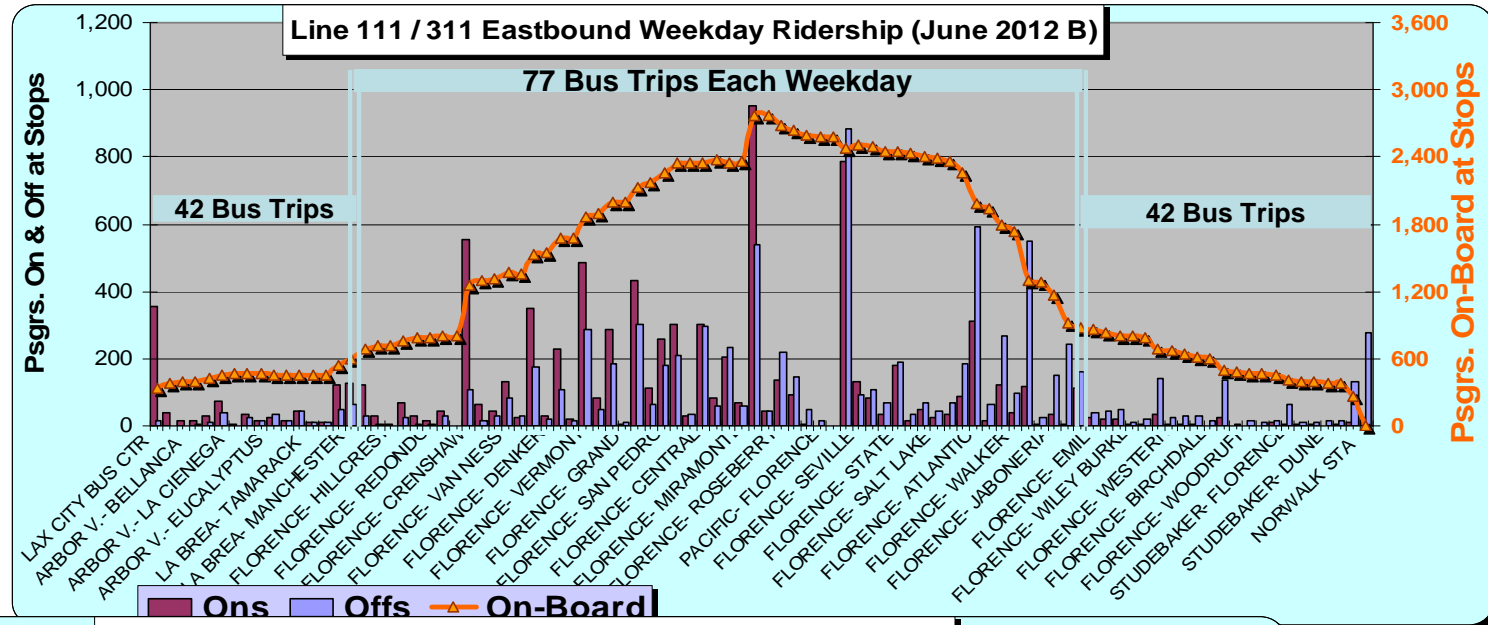
GWC Service Council August 2012 Meeting

Service Statistics

➤ Service Frequencies	<u>Weekday</u>	<u>Sat.</u>	<u>Sun.</u>	<u>Owl</u>
	Peak / Base	Range	Range	
➤ Line 111	10-15 / 15	12-14	12-14	NS
➤ Line 311	10-15 / NS	NS	NS	NS

➤ Performance	<u>Sub./Psgr.</u>	<u>Sub./Psgr. Mi.</u>	<u>Psgrs/Rev. Hr.</u>	<u>Psgr. Mi./Seat Mi.</u>
➤ Line 111/311	\$1.27	\$0.39	68	0.545
➤ System Avg.	\$1.75	\$0.42	55	0.471

GWC Service Council August 2012 Meeting



GWC Service Council August 2012 Meeting

Next Steps

- a) Ride weekday service in September
- b) Review of service levels and ridership by route segment and time of day
- c) Explore schedule meets with Metro Blue Line
- d) Evaluate re-route of Line 4 in downtown LA
- e) Consider conversion of limited trips to local when Rapid service is less frequent than 15 min.
- f) Evaluate modifications to Limited bus stops
- g) Return in October/November as part of Workshop