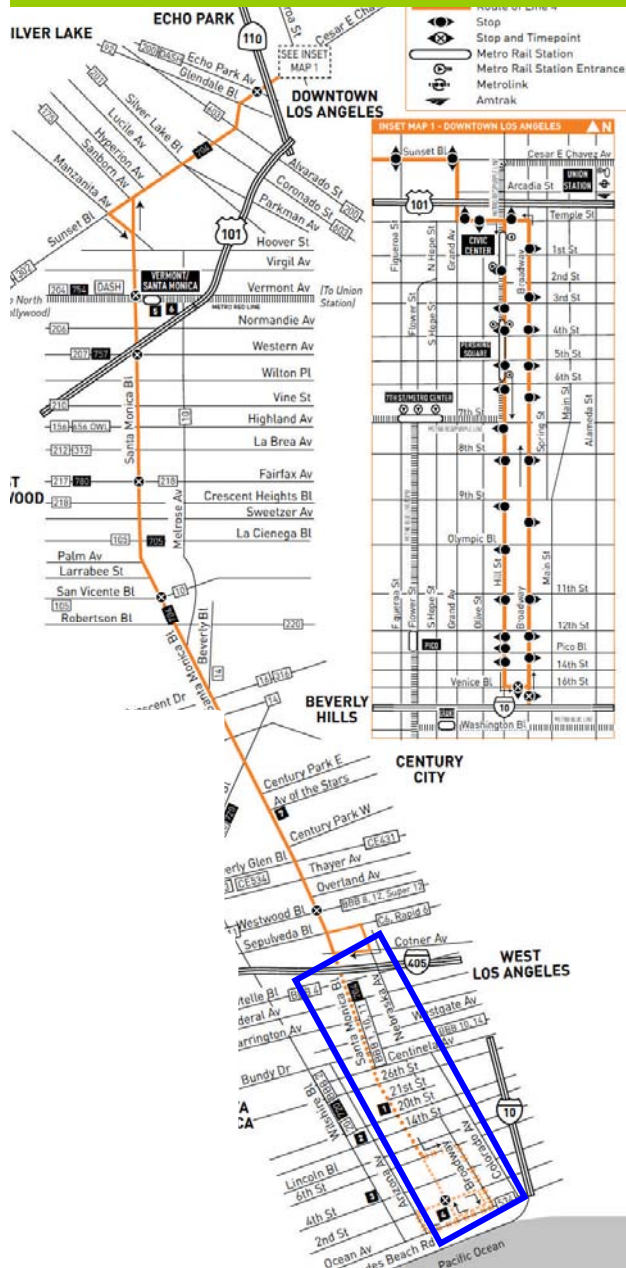


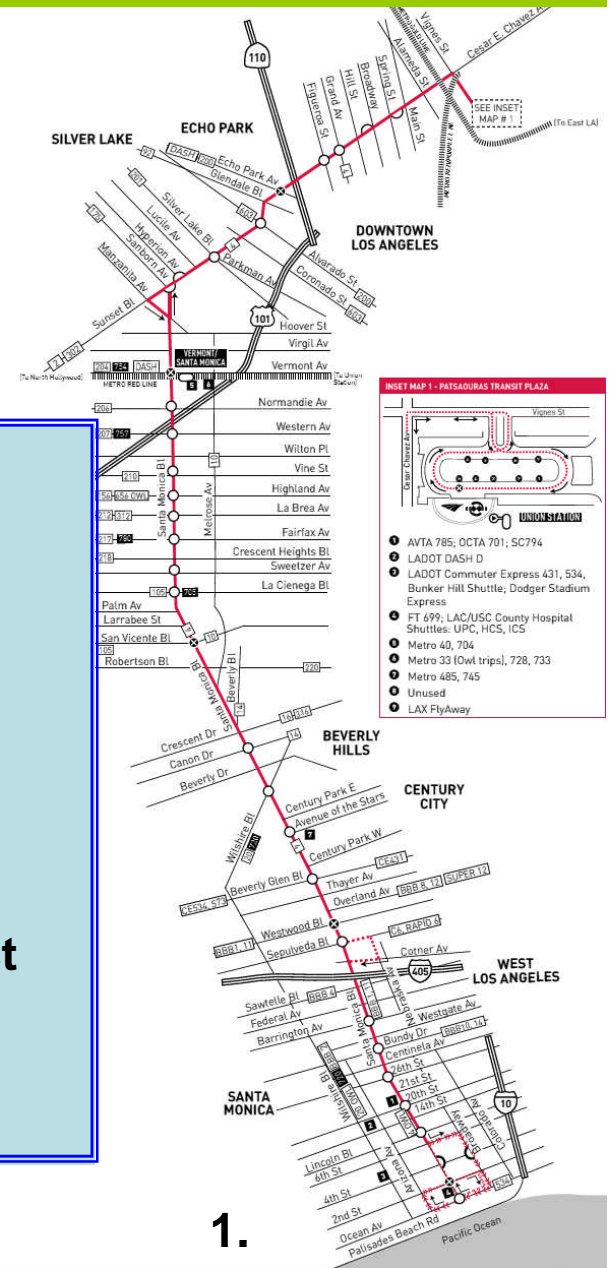
# WSC Service Council August 2012 Meeting



## Santa Monica Bl. Corridor Study Primary Metro Bus Service Lines 4 and 704

Line 4	Line 704
20.7 mi.	19.7 mi
111	33

**Other Bus Routes in Corridor**  
**M-2 Downtown to Sanborn Jct**  
**BBB 1 Ocean to Westwood**  
**BBB 10 Ocean to Bundy**



1.

# WSC Service Council August 2012 Meeting

## Service Statistics

➤ <b>Ridership</b>	<u>Wkday</u>	<u>Sat.</u>	<u>Sun.</u>	<u>Annualized</u>
➤ Line 4	22,344	20,613	15,990	7,725,000
➤ Line 704	11,247	8,072	6,948	<u>3,698,000</u>
				<b>11,423,000</b>

➤ <b>Rev. Hrs</b>	<u>Wkday</u>	<u>Sat.</u>	<u>Sun.</u>	<u>Annualized</u>
➤ Line 4	392	361	302	136,487
➤ Line 704	217	153	116	<u>70,106</u>
				206,593

➤ <b>Buses</b>	<u>Wkday</u>	<u>Sat.</u>	<u>Sun.</u>
	<u>Peak -MD / Peak-MD</u>	<u>Peak</u>	<u>Peak</u>
➤ Line 4/704	22-17 / 19-12	22 / 14	16 / 13



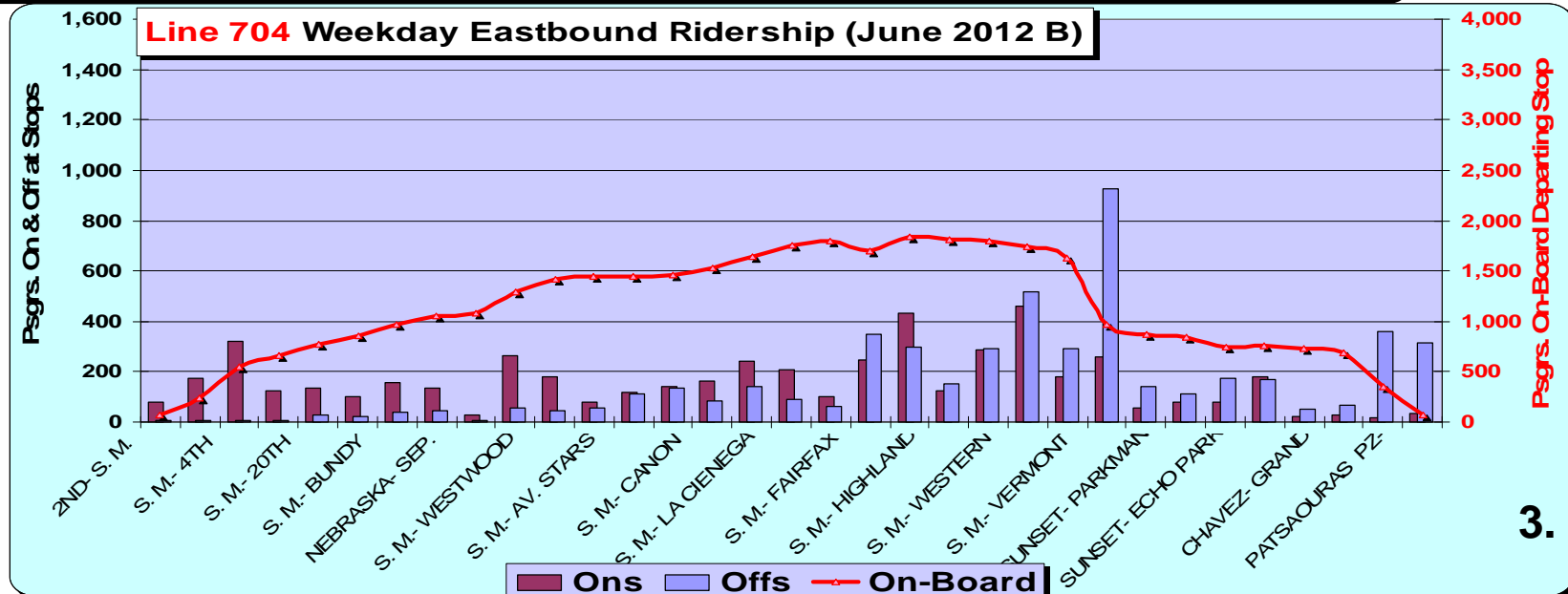
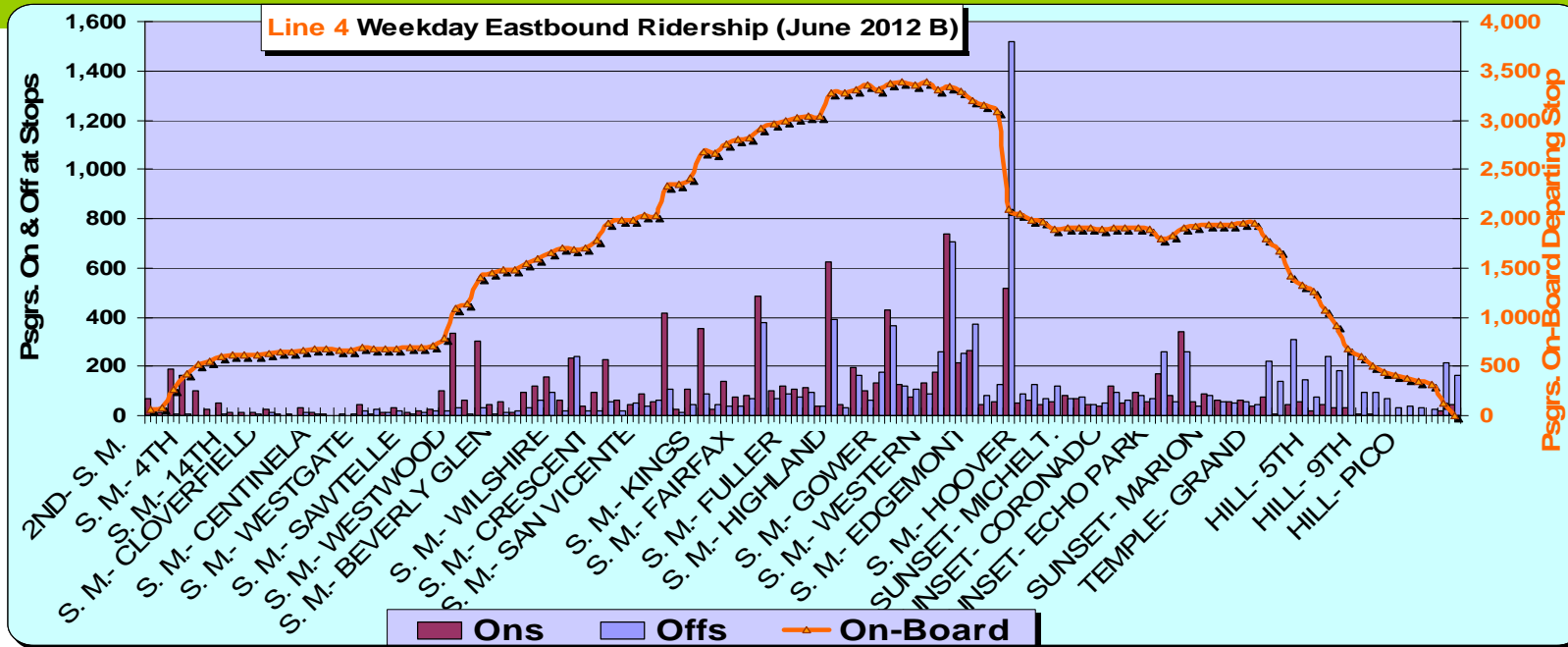
# WSC Service Council August 2012 Meeting

## Service Statistics

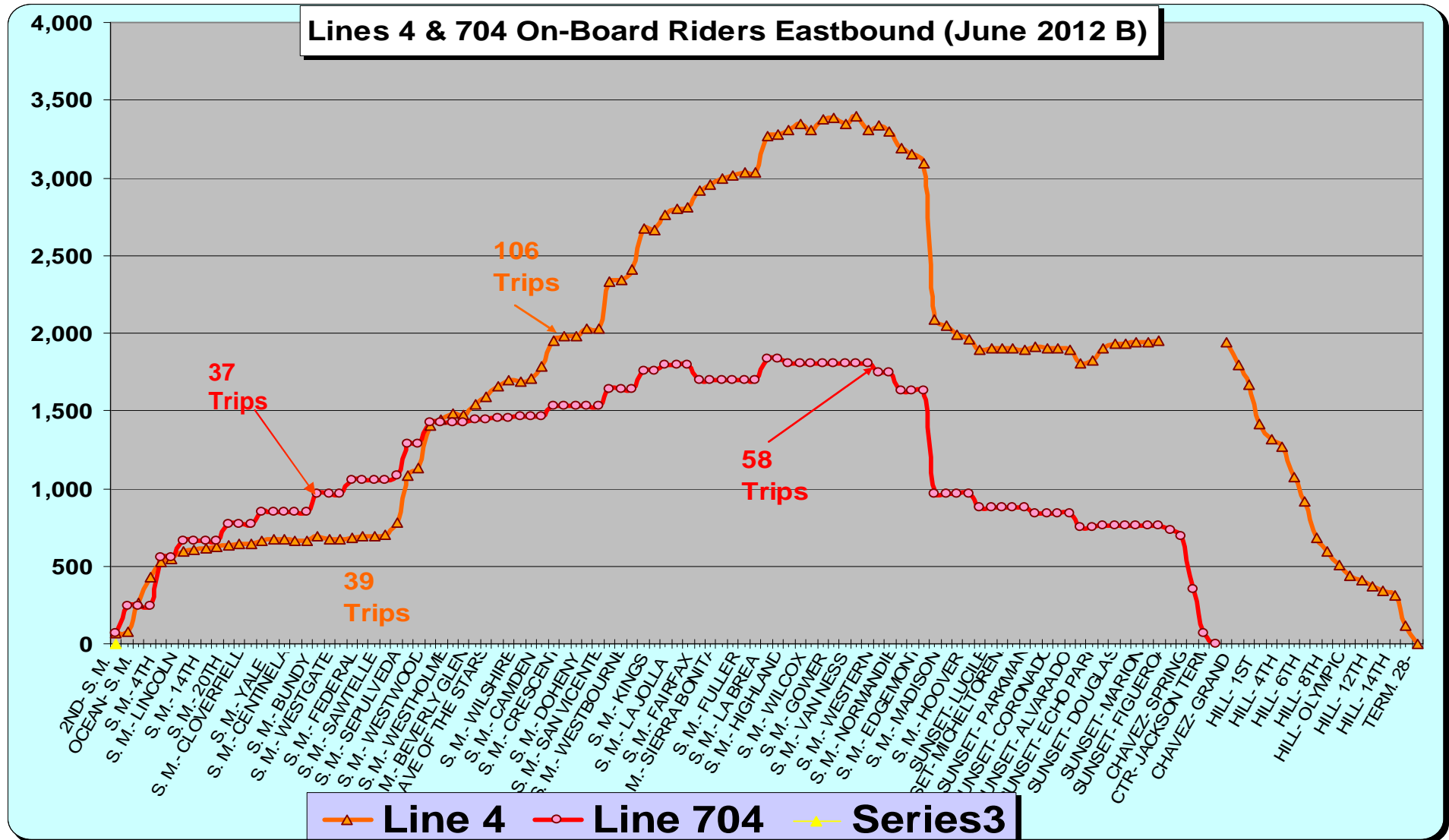
➤ Service Frequencies	Weekday	Sat	Sun	Owl
	Peak / Base	Range	Range	
➤ Line 4	10 / 15	10-13	12-18	30
➤ Line 704	9-15 / 20	20-23	22-26	NS

➤ Performance	<u>Sub./Psgr.</u>	<u>Sub./Psgr. Mi.</u>	<u>Psgrs/Rev. Hr.</u>	<u>Psgr. Mi./Seat Mi.</u>
➤ Line 4	\$1.69	\$0.43	57	0.567
➤ Line 704	\$1.87	\$0.35	53	0.517
➤ System Avg.	\$1.75	\$0.42	55	0.471

# WSC Service Council August 2012 Meeting



# WSC Service Council August 2012 Meeting



# WSC Service Council August 2012 Meeting

## Next Steps

- a) Ride weekday service in early September
- b) Review of service levels and ridership by route segment and time of day
- c) Explore schedule meets with Big Blue Bus
- d) Evaluate re-route of Line 4 in downtown LA
- e) Consider conversion of rapid trips to local when Rapid service is less frequent than 15 min.
- f) Evaluate modifications to Rapid bus stops
- g) Return in October as part of Workshop